



PRODUCT CATALOGUE

world leader of *forward-thinking*
aquatic play **solutions**



waterplay[®]






"If there is **magic** in this planet
it is contained in water."

Loren Eiseley
American anthropologist (1907-1977)



connecting the world through **play.**

The joy of play brings people and neighbourhoods together and makes the planet more livable and socially just. Be a part of the movement toward a healthier, happier, global community by unleashing the exhilarating potential of aquatic play for developing minds, thrill seekers, budding explorers and the young at heart.



"Play is our brain's
favorite way of learning."

Diane Ackerman
Contemporary American author



CONTENTS

inspiration

- 4 experience the difference
- 7 where we play
- 8 design philosophy
- 10 designing play
- 14 colour options

creative collections

- 20 classic - kaleidoscope
- 24 urban - revolutions
- 30 themed - nature
- 38 themed - nautical
- 48 ehrling - shoreline
- 52 ehrling - grasslands
- 58 ehrling - cirque

creative solutions

- 62 play pals
- 66 stones & play clusters™
- 68 ground sprays
- 76 luminaries & glow effects

discovery play

- 80 waterways
- 82 discovery stream

play structures


- 84 activity towers
- 88 signature designs

water management

- 102 water management solutions

product information

- 110 technologies & materials
- 112 product info



EXPERIENCE THE DIFFERENCE

Your project deserves the best. With over 30 years of experience, Waterplay has helped shape thousands of aquatic play spaces around the world. Our design theory is strict, our quality is unmatched and our products create treasured play spaces that stand the test of time.

We call this **#theWaterplayDifference**

SUPERIOR QUALITY

Waterplay strives to deliver the highest standards in the industry through the products that we offer, the people we employ, the in-house procedures we put in place and the partners and suppliers we work with.

EXPERT TEAMS

Our Waterplayers will guide you through the design process and beyond. Our team of experts is comprised of research and design specialists, engineers, in-house manufacturing and logistics, sales and marketing support, on-site service and training, as well as project support specialists.

OUR CARE VALUES

A belief that every task we undertake deserves the utmost **Commitment**, is approached with the **Attitude** that anything is possible, is fueled by teamwork based on mutual **Respect** and promotes an environment of **Equality** and collaboration.

ACCOUNTABILITY

As a community-minded company, we know safety is paramount when it comes to the people we love. At Waterplay, we value the confidence you place in us and stand behind all of our products, from concept to completion and beyond.



**OUR PURPOSE IS TO
CREATE A GLOBAL
COMMUNITY
CONNECTED THROUGH
PLAY AND SOCIAL
EXPERIENCES.**



"When children's sense of curiosity is stimulated through water play, they are building the **scientific and mathematical** building blocks required for later academic skills."

Dr. Beverlie Dietze
Director of Learning and Teaching, Okanagan College

WHERE WE PLAY

AQUATIC SOLUTIONS FOR ANY LOCATION:

MUNICIPALITIES

URBAN AREAS

wading pools

PARKS

community pools

PUBLIC SPACES

COMMERCIAL

water parks

HOLIDAY PARKS

AQUATIC FACILITIES

housing developments

HOTELS & RESORTS

entertainment centres

SHOPPING CENTRES



PROVEN DESIGN PHILOSOPHY

Celebrated play spaces have something in common: exceptional products. From their unique functions, materials and technologies to the social experiences they nurture, Waterplay's products bring leading design philosophies to your project.



SUSTAINABILITY

The true value of play comes from the experiences we have. When play is fun, fresh and exciting for a child, learning flows naturally. Waterplay products focus on **collaboration, physical movement, scientific inquiry, make believe and challenging play**, supporting the unique development stages of every waterplayer.

EXPERIENCE

Our non-toxic materials and coatings ensure **safety for waterplayers and the environment**. We are committed to designing products with low flow rates and optimized water use through activation, sequencing and water management best practices.

INCLUSION

Our products are designed for maximum participation. Using universal design principles, ADA and ASTM safety standards, **our products create rewarding play experiences** for all ages and abilities.





PLAY SHOULD BE FREE...

Developing minds and bodies need freedom to test their abilities. Based on the philosophies of unstructured, free play we recommend creating spaces that aren't limited by age or physical ability, but instead thoughtfully created to allow waterplayers to **choose their own adventures and distinguish their own boundaries.**

Waterplay's three action zones were defined to inspire, embolden and energize waterplayers around the world through environments that foster specific styles of play.

ADVENTURE ZONE

BIG SPLASHES AND NON-STOP ACTIVITY! THE ADVENTURE ZONE IS FULL OF ENERGY AND EXCITEMENT!

Big water effects and continuous action energize the senses and creates excitement

Fast pace encourages quick-thinking and promotes physical movement

Centrally placed and ready for action

EXPLORATION ZONE

SPRAY, DUMP, SPLASH, TEAM UP AND TAKE ON CHALLENGES – THIS UNIVERSAL SPACE INVITES COLLECTIVE FUN!

Play elements and water effects that spark inquiry and encourage physical movement

Multiple opportunities for collaboration and interactive play

Provides a stepping stone between the discovery and adventure areas for a seamless play experience

DEVELOPMENT & DISCOVERY ZONE

A SPACE FOR THOUGHTFUL AND CONTEMPLATIVE PLAY THAT MOVES AT A MINDFUL PACE.

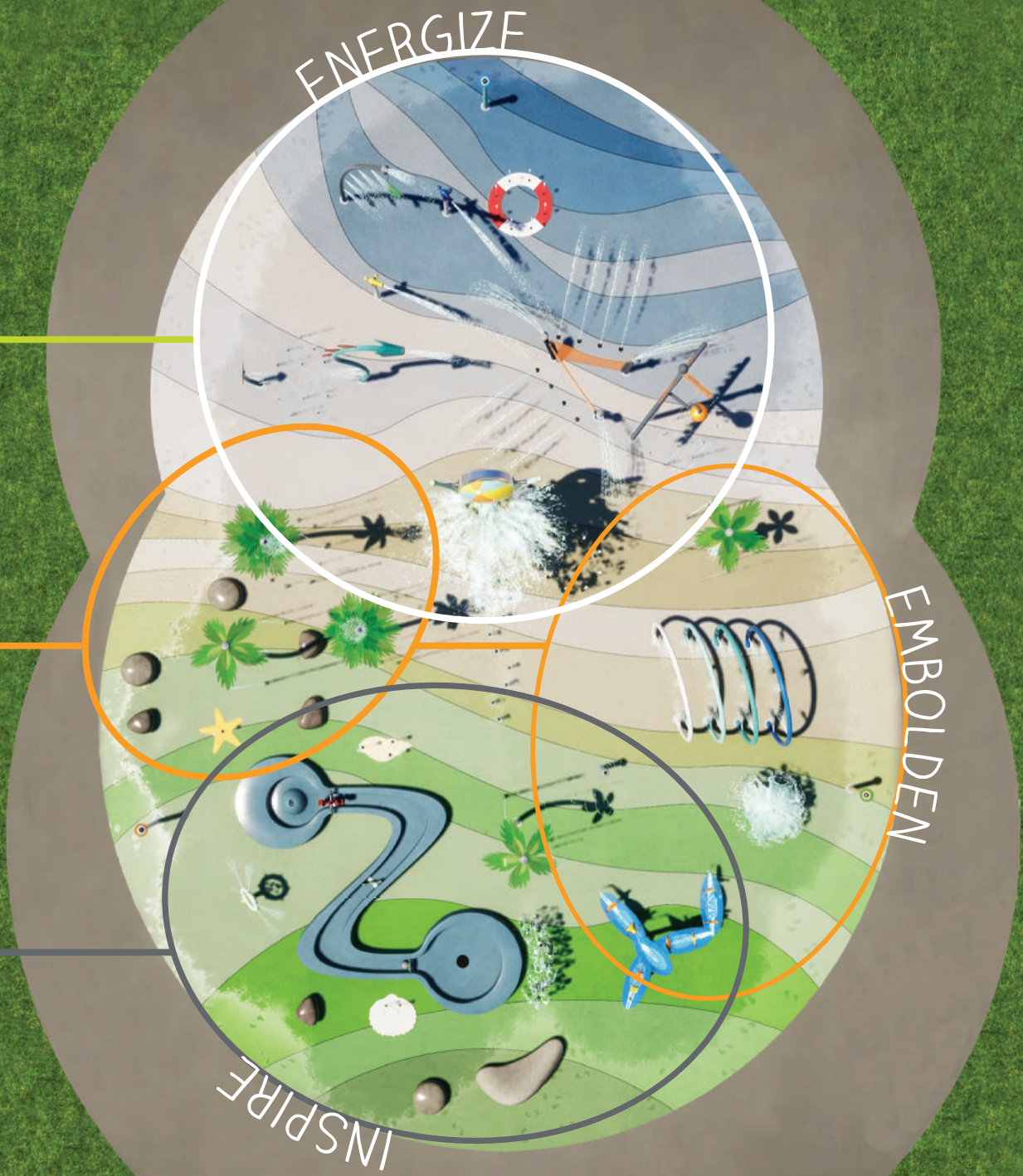
Gentle water effects for reduced stimulation

Cognitive play opportunities facilitate deep learning and flexible thinking for individual and group play

Situated along the outside perimeter and away from the adventure zone for a relaxed play experience

DESIGNING PLAY

FOR OPPORTUNITIES
& POSSIBILITIES



DESIGNING PLAY WITH UNLIMITED POTENTIAL

Design for the future with a sleek, flush-to-grade anchoring system.

Don't limit the possibilities of your next aquatic play project. Phase your installation, switch out spray features or plan for future expansions with **playPHASE™**, a flush-to-grade anchoring system exclusive to Waterplay® Solutions.



PLAYPHASE™ CAP

Waterplay's universal playPHASE™ base is compatible with geyser sprays (low, medium and high), a winter cap and freestanding play features.



Prepare your project site before the spray features arrive.



Compatible with any Waterplay aquatic feature.



Flush-to-grade design safely conceals hardware.



playPHASE™ geysers works with low, medium and high flow rates.



Sleek and seamless for a flawless play space.

Do you have playPHASE™ bases already installed? Contact our sales team for an evaluation and recommendation for your next Waterplay feature!



No toe guards or dome covers required.



Simplified installation for a perfect concrete pour every time.

Find flexibility with playPHASE™

The playPHASE™ Geyser spray adds playful water action to any space while providing the opportunity to change your space throughout its life cycle.

PLAYPHASE™ GEYSERS

LOW FLOW



MEDIUM FLOW



HIGH FLOW





COLOUR OPTIONS

Stories come to life through colour. Deep blues and gentle greens, sharp reds and muted creams, each of these colours can align with your surrounding landscape, facility, adventure or moment in history to help narrate your space design.

Choose from a variety of brilliant Waterplay colour options unique to your project, or choose from one of our carefully crafted pre-set collections.

WATERPLAY'S STANDARD COLOUR PALETTE

Designed to withstand the elements, our super durable, lead-free powder coating is built to withstand extreme climate temperatures, moisture and UV exposure.



VANILLA



BEIGE



YELLOW



MELON



ORANGE



RED



MAROON



PLUM



PURPLE



ROYAL BLUE



BLUE



TURQUOISE



OCEAN



SAGE



FERN



FOREST



GREY



BROWN



GRAPHITE



WHITE



BLACK


COLOUR INSPIRATION

Pairing colours can be tricky and choosing combinations that work together effectively is key to the success of your design. By selecting one of Waterplay's **harmonized colour collections**, you can comfortably reinforce a unified, themed appearance to ensure that your next aquatic play project hits the mark.



PLAYFUL

SEE OUR
CREATIVE
COLLECTIONS
BROCHURE FOR
MORE OPTIONS!



NATURE



NAUTICAL



URBAN



AQUALUME™

Make a statement in your next design with Waterplay's AquaLume™, an impact resistant and durable polymer that allows the sunlight to pass through for a truly stunning play experience.



DUMPING BUCKETS

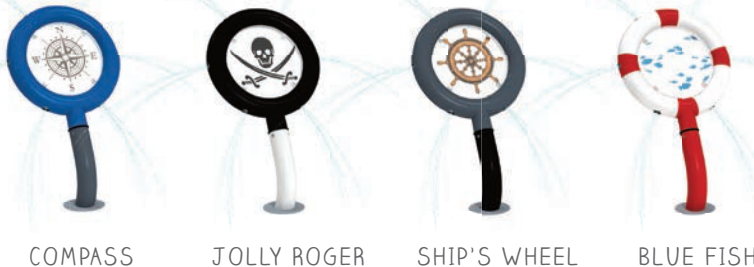


Waterplay has numerous graphic collection options available. Contact our sales team for more details.

GRAPHIC OPTION SNEAK PEEK

MISTY TWISTY

Create a beach oasis with the **Surf Spray** graphic collection.



MAGNIF-EYE

The **High Seas** graphics are full of adventure and discovery!

LILY PAD
Kaleidoscope
graphics ignite childlike wonder in us all.





FREESTANDING **AQUATIC PLAY**

A great aquatic play space should offer collaboration, physical movement, scientific inquiry, make believe and challenging play opportunities, supporting the unique development stages to every waterplayer. From spray cannons, to larger-than-life dumping buckets, small splashes and interactive play features, Waterplay provides a wide range of products to complete any community space design, as well as enhance visitor experiences at waterparks, entertainment centres, aquatic facilities, and holiday parks!

CREATE SOMETHING AWESOME!



CREATIVE
COLLECTIONS

KALEIDOSCOPE
classic collection



A child's imagination is full of bright colours and fun shapes. The Kaleidoscope Collection takes waterplayers on an action-packed, playful adventure through a real life wonderland of discovery.



CREATIVE COLLECTION

KALEIDOSCOPE classic collection

COLOUR THEME:



POWER POST

PUSH



activator

SPLASH
BLASTER



cannon

COSMIC
CANNON



SNEAKY
SOAKER 3



SNEAKY
SOAKER 2



SNEAKY SPIN
SOAKER 3



SNEAKY SPIN
SOAKER 2



soakers & sprays

CANDY CANE



SPIN



WAVY
WAND



SPIN
SPLASHER



MIST STICK



soakers & sprays

Visit www.waterplay.com for
detailed product information.




MAGNIF-EYE



SPINNY
SQUIRT

FUN-BRELLA



FUN-GUY



MISTY TWISTY



U.S.O

small splashes



RAINBOW



FROGGIE-O



SPIRAL TUNNEL

ARCHIE



AQUA ARCH



O-RIGINAL



RAINBOW
DOME


arches

CUSTOMIZABLE WITH A CITY NAME,
LOGO, OR SPONSOR RECOGNITION


CREATIVE
COLLECTIONS

REVOLUTIONS
urban collection





The Revolutions Collection was designed on an axis. Featuring smooth lines, 360° revolutions, spirals and spheres, this stunning group of products and colours unites play with a contemporary design aesthetic.




CREATIVE COLLECTION

REVOLUTIONS urban collection


COLOUR THEME:



Visit www.waterplay.com for
detailed product information.




big splashes




SOLIS 24



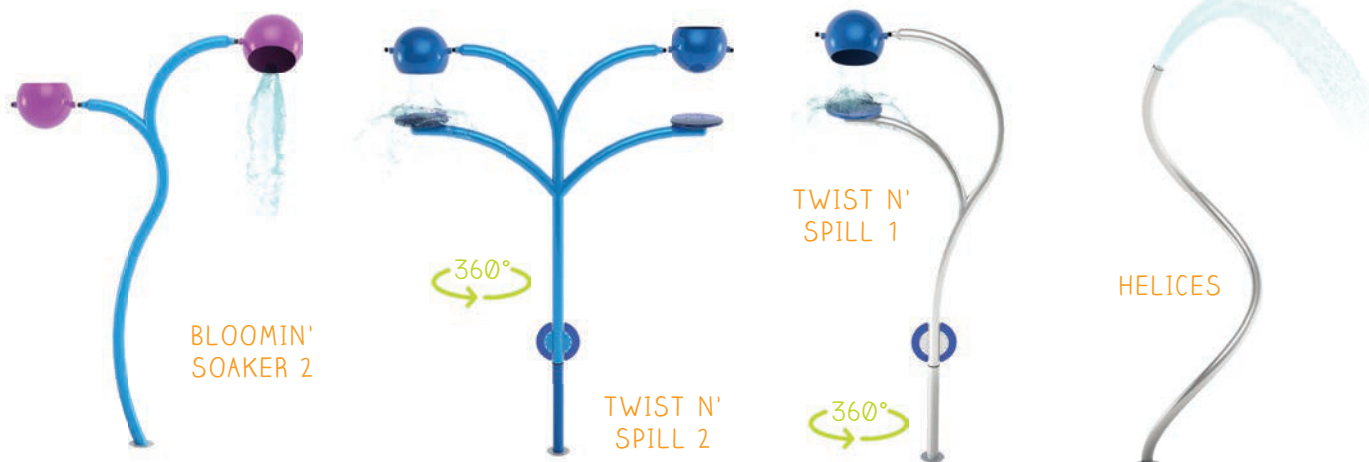
SOLIS 36



FUN-BRELLA



small splashes



soakers & sprays





arches



activator

REVOLUTIONS

Bold and vibrant, or subtle and soothing, the Revolutions Collection builds a playful momentum in any community space.





CREATIVE
COLLECTIONS

NATURE
themed collection



Embrace the great outdoors with the Nature Collection. Giant raining leaves, trees, flowers, spraying cat tails and wiggly water cannons are designed to peak the imagination of all waterplayers, young and experienced.



CREATIVE COLLECTION

WILDWOOD nature collection

COLOUR THEME:

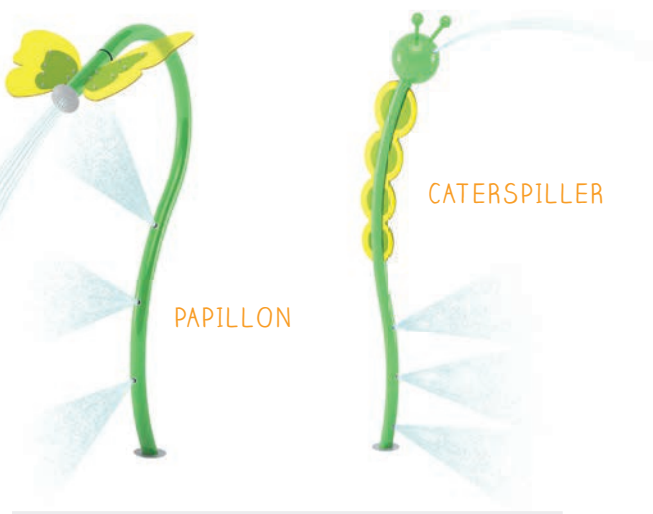


ACCENTS



Visit www.waterplay.com for
detailed product information.


fauna



POWER POST

activator

WATERLEAF



CAT TAIL

RAIN CAP DOTS



RAIN
FOREST



flora



TRILLI LILY
WINDY



DAISY MAE
WINDY



DAISY MAE



flora



WIGGLY JR.

WIGGLY



cannons

FUN-BRELLA



FUN-GUY



small splashes



CREATIVE COLLECTION

RANCH & JUNGLE nature collection

COLOUR THEME:



ACCENTS



Visit www.waterplay.com for
detailed product information.

ENHANCE WITH
YOUR GRAPHIC!



CHARGER



WATER
TOWER

RANCH



POLY PALM

JUNGLE

POLY PALM 5

GEROME

POLY PALM WINDY

COLOUR THEME:

ACCENTS



Our **Nature Collection** is adaptable. Use the Ranch and Jungle themed products to build onto the Wildwood Collection and tell a story that's not only unique, but full of themed fun!

See pages 32 & 33 for Wildwood Collection.

FREESTANDING AQUATIC PLAY
nature themed collection
RANCH & JUNGLE



NATURE

Oakvale Farm & Fauna World put an end to off-season slumps with a water park that keeps visitors cool year round. Highlighting their wildlife theme with the **Wildwood** Collection, the splash pad comes alive with water cannon koalas, a spiral tunnel coiled like a python and small features that introduce waterplayers to native critters like kangaroos and wombats.

OAKVALE FARM & FAUNA WORLD
NEW SOUTH WALES | AUSTRALIA
wildlife park





"We've got visitors
traveling three hours each
way just to visit our park."

Kent Sansom, Owner



CREATIVE
COLLECTIONS

NAUTICAL
themed collection



Escape to the high seas. The Nautical Collection is sure to unleash adventure and courage in waterplayers of all ages and abilities. Brave the open water on the H.M.S. Waterplay, spray the nearest pirate or make friends with the wiggly Octopus!



CREATIVE COLLECTION

HIGH SEAS nautical collection

COLOUR THEME:

ACCENTS

Visit www.waterplay.com for
detailed product information.

NO HIGH SEAS
ADVENTURE
IS COMPLETE
WITHOUT A
SEA CREATURE!

OGOPOGO

sea creatures

WHALE TAIL

TURN

OCTOPUS

CROW'S
NEST

FISHIN'
POLE

PERISCOPE

SAIL
AWAY
SPIN

soakers & sprays



soakers & sprays



CARRONADE

cannon



MAGNIF-EYE

small splashes

FUN-BRELLA



POWER POST

activator

POLY PALM 5




POLY PALM
WINDY



POLY PALM



POLY
PALM
COCO



soakers & sprays

NAUTICAL

Inspired by South Africa's subtropical beaches, the **WavePark Gateway Entertainment Centre** takes families on a refreshingly cool adventure. Set sail on a magnificent pirate ship, navigate tidal waves from the Mega Soaker and hang out under the showering palms. The perfect reward after a busy day of shopping.





WAVEPARK GATEWAY
DURBAN | SOUTH AFRICA
entertainment centre

CREATIVE COLLECTION

SURF SPRAY nautical collection

COLOUR THEME:



ACCENTS



Visit www.waterplay.com for
detailed product information.





The Surf Spray Collection

perfectly embodies the serenity and playfulness of the beach. Use these features together with the High Seas Collection to slow down your nautical adventure and create a Zen play space full of surf, sun and fun.

See pages 40 & 41 for High Seas Collection.

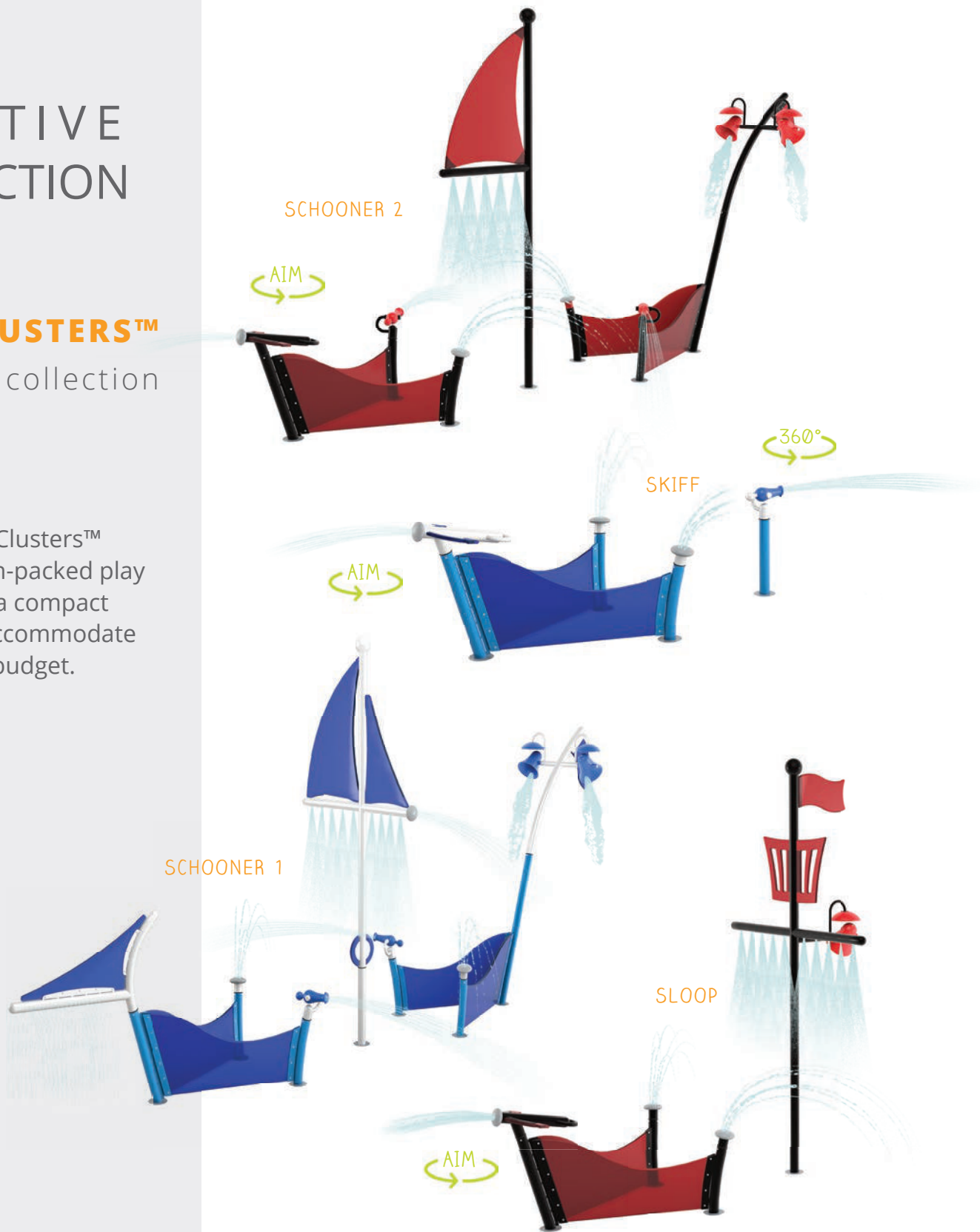
FREESTANDING AQUATIC PLAY
nautical themed collection
SURF SPRAY



CREATIVE COLLECTION

PLAY CLUSTERS™ nautical collection

Voyages Play Clusters™ offer an action-packed play solution with a compact footprint to accommodate any space or budget.



Visit www.waterplay.com for detailed product information.

voyages play clusters™

SET A COURSE FOR ADVENTURE WITH **VOYAGES!**

Perfect as a stand-alone attraction or part of a larger design, the **Voyages Play Clusters™** bring playful ships and sailing vessels to your next adventure! From the small and compact Skiff to the deluxe Schooner—each cluster offers a unique set of water effects and footprints to complement every space.

FREESTANDING AQUATIC PLAY
nautical themed collection
VOYAGES - PLAY CLUSTERS™



CREATIVE COLLECTIONS

| **SHORELINE**
by **ehring**



Ehring Collections

A product design collaboration with Markus Ehring, world-renowned public space designer, the Ehring Collections by Waterplay are the perfect balance of play value, beauty, form and function.



Designed for exploration, soaring water effects and big splashes, **the Shoreline Collection** guides waterplayers from the grassy meadows into a tidal zone of sneaky sea shells, curious gulls and dancing kites.



CREATIVE COLLECTION

SHORELINE by ehrling

COLOUR THEME:



ACCENTS



Visit www.waterplay.com for
detailed product information.



TURN UP THE
FUN WITH
THE SOAKER'S
ADJUSTABLE
SPLASH PLATE!

BEACH BALL SOAKER



WHIRLER

big splash

activator




KITE

MARRAM
GRASS



SEAGULL



WATER
FLOWER

soakers & sprays



CREATIVE
COLLECTIONS

GRASSLANDS

by **ehring**



Tall blades of grass, whimsical wildflowers, smooth stones and friendly creatures—the Grasslands Collection brings the wonder and beauty of nature to the play pad.



CREATIVE COLLECTION

GRASSLANDS by ehrling

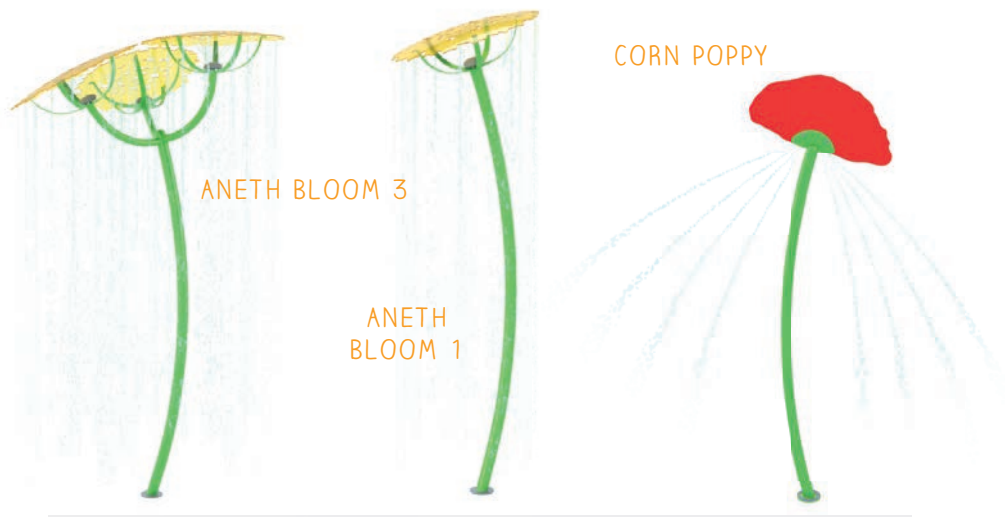
COLOUR THEME:



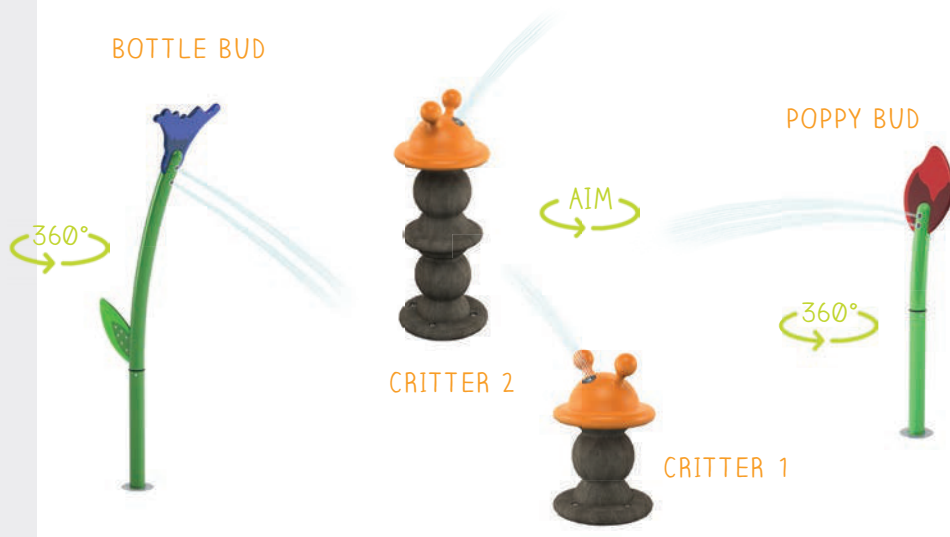
ACCENTS



Visit www.waterplay.com for
detailed product information.



whimsical wildflowers



cannons



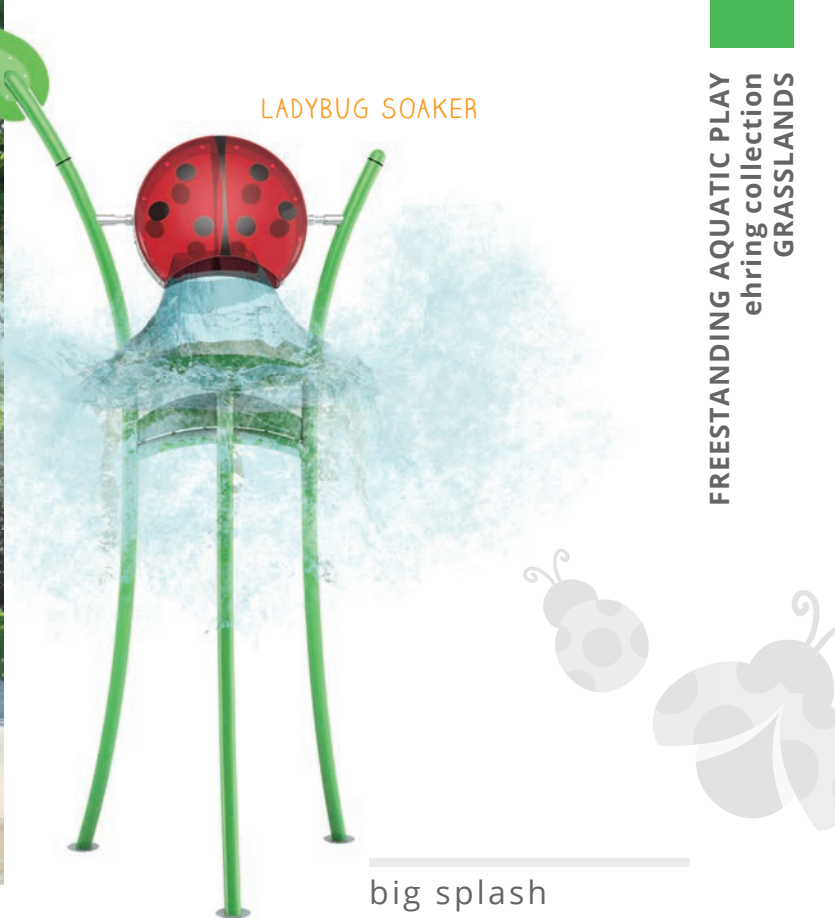
SPROUT

activator



MORNING GRASS 1, 2 & 3

friendly shoots of grass



FROG



COVER THE
NOZZLES TO PUSH
THE WATER HIGHER!

GECKO



crawling ground sprays




DEW DROP



FLUTTER



BLUE BOTTLE



SPARX




soakers and sprays

GRASSLANDS

Find your way through giant wild flowers and splashing dew drops at these nature-inspired aquatic play spaces. These modern, eco-friendly designs create an attractive public space where communities can gather, relax and connect through play.



BASE DE LOISIRS
CAZAUBON | FRANCE
community park



"Thoughtfully selected colour palettes not only **influence the beauty** of the space but also the way people play and interact."

Markus Ehring
Public space designer, Germany

A large, colorful water play area at a park. In the foreground, a large yellow and red butterfly sculpture is mounted on a green pole, with water spraying from its wings. To the left, a young boy in black swim trunks looks up at the water. In the background, several red flower-shaped water sprayers are visible, and many people are playing in the water. The ground is wet and reflective, and the sky is clear and blue.


PRAIRIE WINDS PARK
ALBERTA | CANADA
community park

CREATIVE
COLLECTIONS

CIRQUE
by ehrling



The Cirque Collection is designed for collaborative fun. Push, spin, plug and take aim. This troupe of whimsical and looping play features delights waterplayers with a spectacular water show.



CREATIVE COLLECTION

CIRQUE by ehrling

COLOUR THEME:



WATCH THE
BUCKET FILL AND
GET READY FOR
THE BIG SPLASH!



RINGLING



cannon

BIG TOP SOAKER

big splashes



ROUE CYR

arches



DJEMBE

small splashes

Visit www.waterplay.com for
detailed product information.




AQUA-DROP



AQUA-BATIC




PARASOL



ENCORE



AQUA-KNOT



soakers & sprays



PRESTO



PUSH



SPIN



RINGMASTER

SPIN THE
RINGMASTER
TO ACTIVATE
SURROUNDING
WATER.



PUSH



BOINGO



activators

PUSH DOWN AND WATCH
THE NEAREST GROUND
SPRAY SHOOT HIGHER!

CREATIVE
SOLUTIONS

PLAY PALS
product collection



Play Pals move through any collection or play space! Whether you want to add more fun to your **Nautical** design, or build out a **Wildwood** adventure, Play Pals fit seamlessly into any space to help tell your story.



CREATIVE SOLUTIONS

PLAY PALS product collection

GET READY FOR
THE BIG SPLASH!

SKY
SOAKER

MEGA SOAKER

RAIN CAP

big splashes

Play Pals are an offering of 'must-have' features that energize waterplayers wherever they go!

PUSH 

SPLASH
BLASTER

POWER
POST

TEAM
BLASTER

cannons

activator

SNEAKY
SOAKER
3

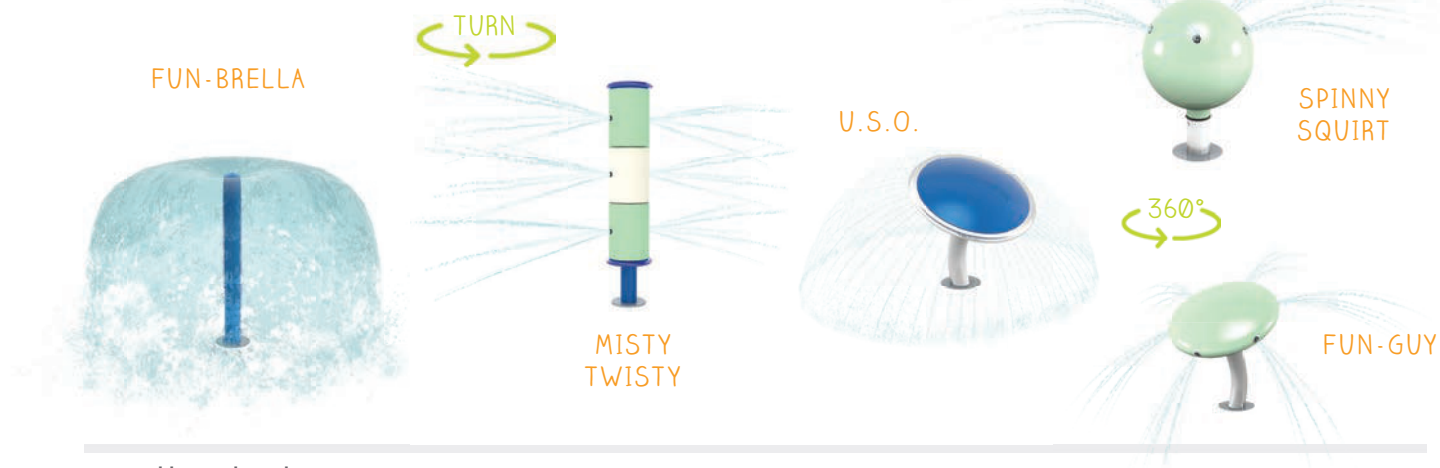
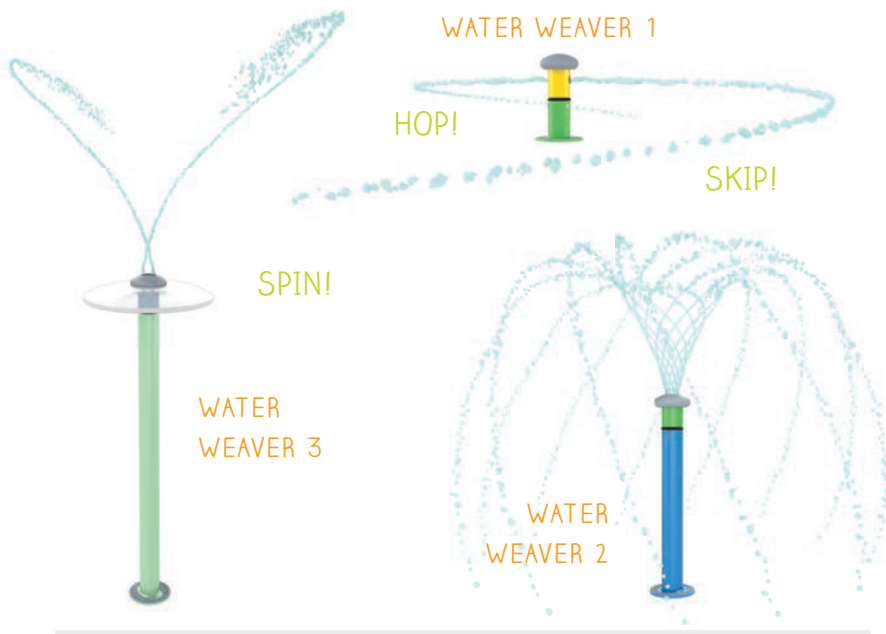
SNEAKY
SOAKER 2

SNEAKY SPIN
SOAKER 3

SNEAKY SPIN
SOAKER 2

soakers & sprays

Visit www.waterplay.com for detailed product information.



small splashes



arches

STONES & PLAY CLUSTERS™

Delight the senses with Stones! Inspired by the smooth pebbles of a shoreline, these giant stones provide a calm space for kids to rest, relax and explore gentle water effects. Stones are available in both dry and spraying options and feature a sand-blasted surface for safe play.

SURF STONE 3



SAND STONE 1



SURF STONE 1



SAND STONE 2



SURF STONE 2



serene stones

Seashells with
a circle of
stones create a
contemplative tide
pool for scientific
exploration.

PLAY CLUSTERS™

Encourage specific play styles through
clusters of play perfect for any setting.

TIDE POOLS



UNCOVER POCKETS OF
PLAY AS THE TIDE FLOWS
BETWEEN LAND AND SEA.
WHEN WATERS RETREAT,
SHALLOW POOLS ARE LEFT
BETWEEN THE STONES TO
EXPOSE COASTAL MARVELS
FOR ALL TO DISCOVER.



SERENE STONES



POPPY LABYRINTH



CREATIVE
SOLUTIONS

GROUND SPRAYS

product collection






CREATIVE SOLUTIONS

GROUND SPRAYS


Ground sprays are an essential part of every design: use them alone or to complete a design with dynamic spray patterns. Keep the magic flowing after dark with Glow Effects and Luminaries!

THEY GO ANYWHERE...


SPRAY TUNNEL 4



SPRAY TUNNEL 8



tunnel



TEAM EFFECT



COVER THE NOZZLES TO
PUSH THE WATER HIGHER!

TEAM EFFECT MINI



GROUP VOLCANO

cause & effect



MISTY
MOUNTAIN

SOLO
SPURT



TULIP



classic



GUSHER

GEYSER




STRAIGHT UP

MONSTER 5



CONFETTI SPRAY



FOUNTAIN
MOUNTAIN



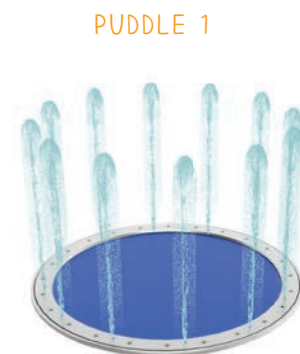
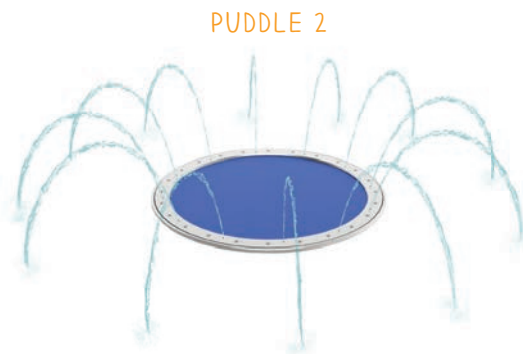
STOMP, DANCE,

PUDDLES!

An exciting take on the traditional ground spray, Puddles bring the fun of rain puddles to the play pad. Designed with a squishy jump pad, this ground spray encourages waterplayers to stomp, dance or hop to create a splashy water effect.



HOP WITH



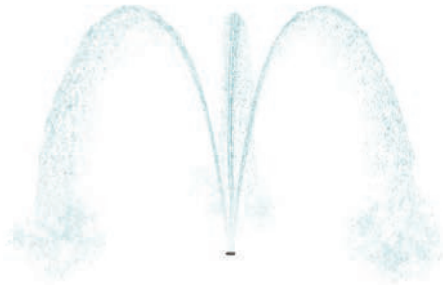
JUMP SPLASH DISCOVER



GROUND SPRAYS



MOP TOP




STARLET SPRAY



TOWER SPRAY



CHARLOTT'E'S WEB



BUTTERCUP

multi-directional




DOUGHNUT

water fort



LILY PAD


customizable



TIDAL WAVE



WAVE



STEADY STREAM



SPLIT SPURT

directional



POP-IT



SPONTANEOUS
BURSTS OF WATER...

TILTY POP-IT



LOW FLOW



MEDIUM FLOW



HIGH FLOW

dynamic

PLAYphase™ Geysers

LUMINARIES & GLOW EFFECTS

MILLENNIA STYLUS PARK
CALIFORNIA, USA
urban area

Extend the hours of usage and create a striking water display that flows from day to night! Luminaries create a multi-functional space that glimmers between play and visual art.





LUMINARIES

Recessed LED lights
illuminate integrated
ground sprays.




GLOW EFFECTS

Flush-mounted LED
lights illuminate the
surrounding water.

CREATIVE
SOLUTIONS

DISCOVERY PLAY
curiosity collection





The Curiosity Collection is designed to spark exploration, wonderment, intrigue and discovery. Children of all ages can move, touch and manipulate the flow using interactive weirs that will exercise their minds and problem solving skills.





| WATERWAYS

A cascading adventure for inquisitive waterplayers who like to explore the different ways that water moves.

Guide the water into waterfalls and gullies, through spinning weirs and tipping buckets, across sneaky holes and into whirling basins. Waterways offers a new adventure at every turn.

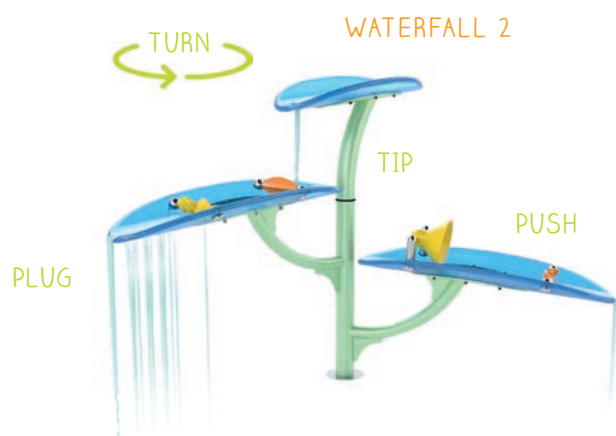
MODULAR DESIGN Build a unique configuration for any space.

EASY INSTALLATION One connection point per feature reduces installation requirements and cost.

Visit www.waterplay.com for detailed product information.



basins & gullies



waterfalls




DISCOVERY STREAM by ehrling



"If you can't go through
an obstacle, go around
it, Water does."

Margaret Atwood
The Penelopiad

Inspired by nature, designed for fun—the **Discovery Stream** is a modular stream bed packed full of fascinating water weirs that challenge the mind and evoke thoughtful play. Perfect for waterplayers of all ages and abilities.



FISH



SEA GRASS



SEA BLOSSOM



STOUT MOUSE

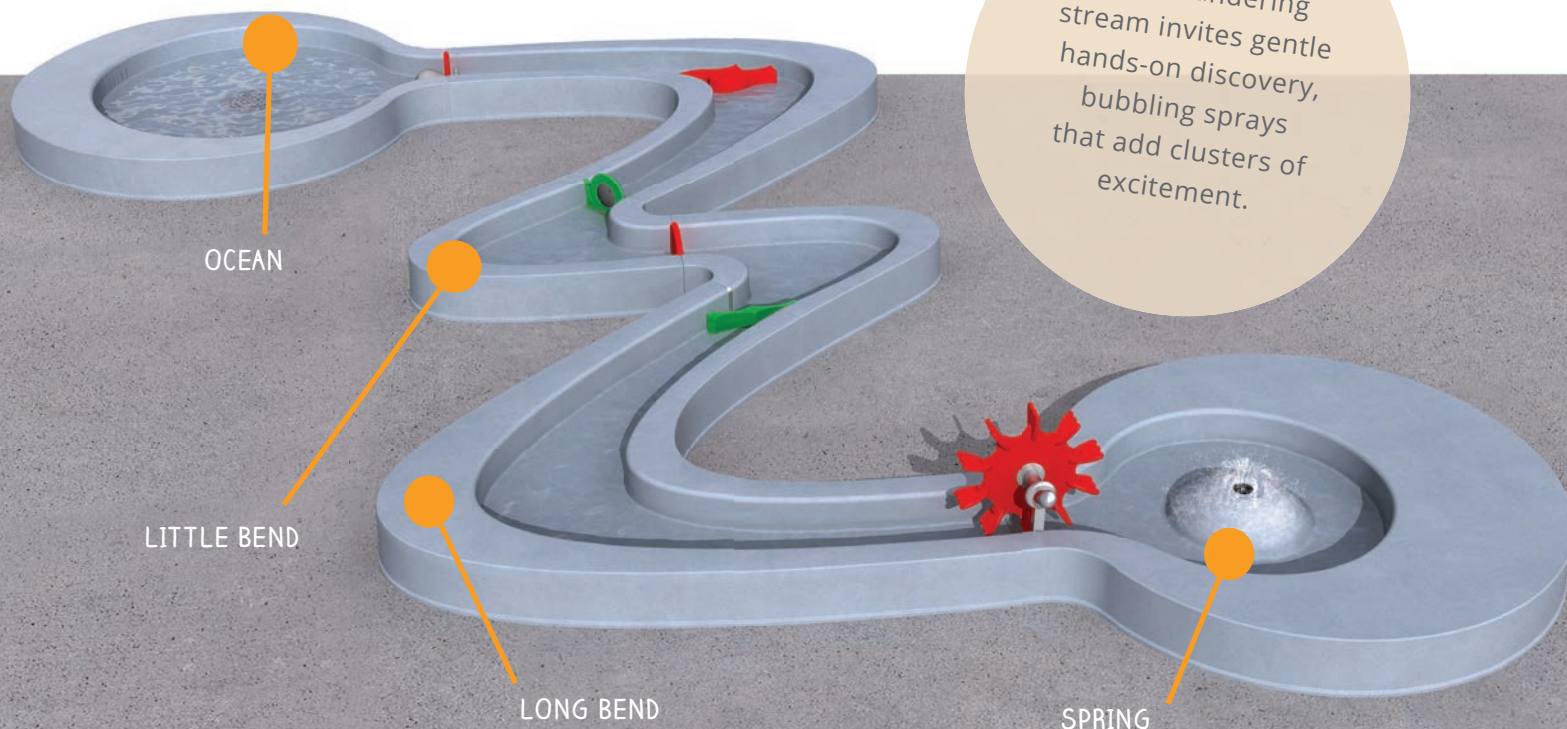



WET WELLY



DUCK WHEEL

discovery stream & weirs





ACTIVITY TOWERS

Activity Towers are multi-level water play structures that provide captivating visitor experiences for waterplayers of all ages. Perfect for any facility or environment, they adapt to your unique space and can be phased over time for enduring play value.



ENDLESS DESIGN CONFIGURATIONS

With hundreds of Signature Design packages and customization options available, it's easy to **discover** the perfect tower for your unique attraction!

BUILT TO LAST

All stainless steel construction, strong decks and durable coatings.

CLEAR SIGHTLINES

Large translucent panels and strategic elevations promote safe, confident play.

MAXIMUM PLAY VALUE


Interactive, easy-to-reach play elements and exciting water effects both on and off the structure. Panel splashers, cannons and sprays at multiple levels create exciting adventures for waterplayers of all ages.

INTERCHANGEABLE & MODULAR

Increase attendance and keep visitors coming back for more. Plan for future expansions, newly added features and bigger splash effects with the playCONNECT™ removable feature mounting system.

EXPAND YOUR ADVENTURE!

PLAN FOR TOMORROW WITH TODAY'S BUDGET



...USING OUR UNIVERSAL
REMOVABLE FEATURE
MOUNTING SYSTEMS!

PLAYCONNECT™



CENTRE POST
PLAYPHASE™



...UPGRADE THE PLAY
VALUE AND ADD A
WATERWAYS FEATURE
TO YOUR STRUCTURE!

Visit www.waterplay.com for
detailed product information.

ACTIVITY TOWERS

SIGNATURE DESIGN SERIES

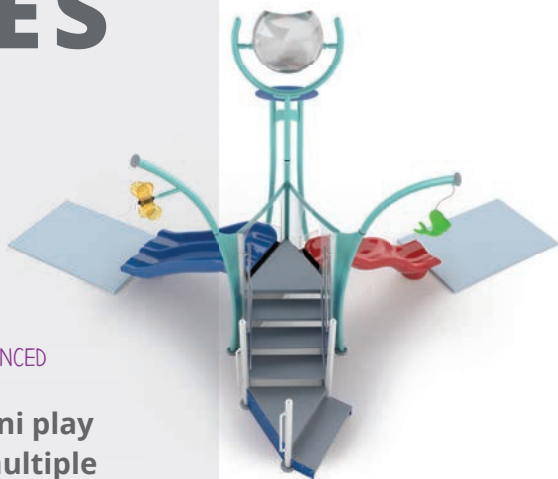
MINIS

AGES 2+
FROM TODDLER TO EXPERIENCED

Neatly packed mini play structures with multiple spray encounters and design themes!

- Perfect for tight spaces and smaller projects
- Perimeter splashes and calm water effects
- 4' deck height & water slide

Visit www.waterplay.com for detailed product information.



NAUTICAL MINI N101

SLIDES 2
WATER FEATURES 3



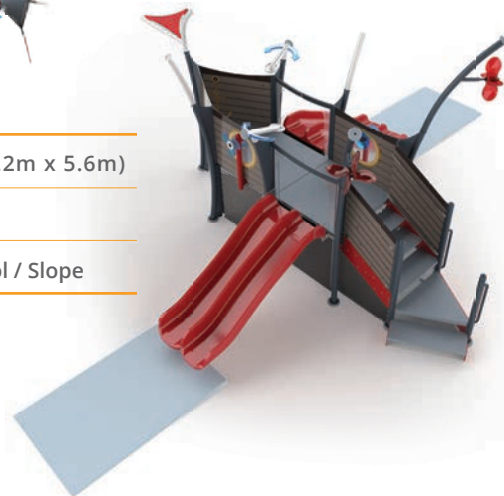
LENGTH / WIDTH	28'7" x 23'2" (7.4m x 4.1m)
TOTAL HEIGHT	14'7" (3.8m)
APPLICATION	Zero-depth / Pool / Slope

MINI BOAT

SLIDES 2
WATER FEATURES 11



LENGTH / WIDTH	35'9" x 24'9" (9.2m x 5.6m)
TOTAL HEIGHT	12'7" (3.8m)
APPLICATION	Zero-depth / Pool / Slope

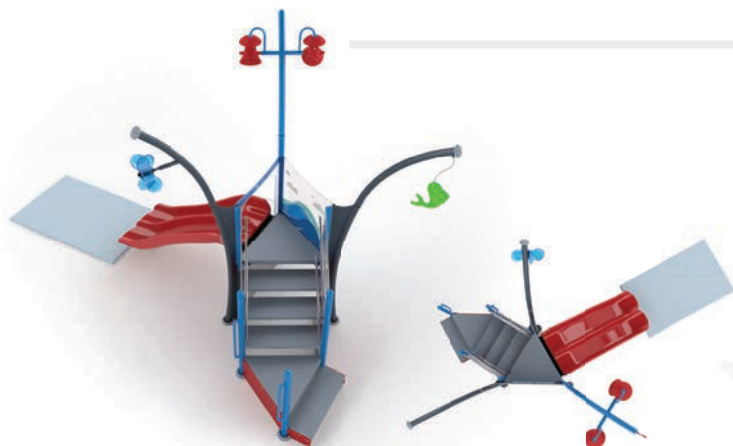



GRASSLANDS MINI G100

SLIDES 2

WATER FEATURES 3

LENGTH / WIDTH	24'9" x 13'3" (7.6m x 4.1m)
TOTAL HEIGHT	14'6" (4.5m)
APPLICATION	Zero-depth / Pool / Slope



NAUTICAL MINI N100

SLIDES 2

WATER FEATURES 3


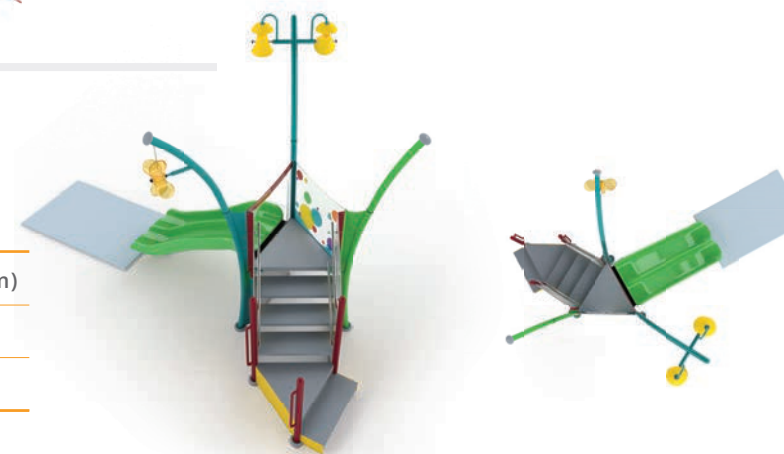
LENGTH / WIDTH	25'x 14'3" (7.6m x 4.4m)
TOTAL HEIGHT	13'3" (4.1m)
APPLICATION	Zero-depth / Pool / Slope

KALEIDOSCOPE MINI K100

SLIDES 2

WATER FEATURES 3

LENGTH / WIDTH	23'6" x 13'8" (7.2m x 4.2m)
TOTAL HEIGHT	13'3" (4.1m)
APPLICATION	Zero-depth / Pool / Slope



CIRQUE MINI C100

SLIDES 2

WATER FEATURES 3

LENGTH / WIDTH	24'2" x 13'3" (7.4m x 4.1m)
TOTAL HEIGHT	12'5" (3.8m)
APPLICATION	Zero-depth / Pool / Slope

ACTIVITY TOWERS

SIGNATURE DESIGN SERIES

DISCOVERY

AGES 2+
FROM TODDLER TO EXPERIENCED

**Compact towers bursting
with interactive fun both
on and off the structure!**

- 1 activity pod & easy-to-reach play features
- Perfect for tight spaces and smaller projects
- Perimeter activities & interactive sprays
- 4' spacious deck height & water slides

Visit www.waterplay.com for detailed product information.



GRASSLANDS DISCOVERY SERIES G100

SLIDES	1
WATER FEATURES	10



LENGTH / WIDTH	30'2" x 18'9" (9.2m x 5.6m)
TOTAL HEIGHT	13' (3.9m)
ELEVATED AREA	47ft ² (4.4m ²)
APPLICATION	Zero-depth / Pool / Slope


IMMERSIVE THEMING!



KALEIDOSCOPE DISCOVERY SERIES K100

SLIDES 1
WATER FEATURES 10

LENGTH / WIDTH	30'3" x 18'4" (9.2m x 5.6m)
TOTAL HEIGHT	12'7" (3.9m)
ELEVATED AREA	47ft ² (4.4m ²)
APPLICATION	Zero-depth / Pool / Slope



CIRQUE DISCOVERY SERIES C100

SLIDES 1
WATER FEATURES 10


LENGTH / WIDTH	30'2" x 18'4" (9.2m x 5.6m)
TOTAL HEIGHT	12'5" (3.8m)
ELEVATED AREA	47ft ² (4.4m ²)
APPLICATION	Zero-depth / Pool / Slope



NAUTICAL DISCOVERY SERIES N100

SLIDES 1
WATER FEATURES 10

LENGTH / WIDTH	28' x 16'5" (8.5m x 5m)
TOTAL HEIGHT	13'9" (4.2m)
ELEVATED AREA	47ft ² (4.4m ²)
APPLICATION	Zero-depth / Pool / Slope



ACTIVITY TOWERS

SIGNATURE DESIGN SERIES

DISCOVERY

AGES 2+
FROM TODDLER TO EXPERIENCED



Visit www.waterplay.com for
detailed product information

SLIDES 2
WATER FEATURES 12

LENGTH / WIDTH	32'2" x 33'5" (9.8m x 10.2m)
TOTAL HEIGHT	17'5" (5.3m)
ELEVATED AREA	90ft ² (8.3m ²)
APPLICATION	Zero-depth / Pool / Slope

NAUTICAL
DISCOVERY N151



GRASSLANDS
DISCOVERY G150

SLIDES 2
WATER FEATURES 13

LENGTH / WIDTH	35'5" x 33'5" (10.8m x 10.2m)
TOTAL HEIGHT	14'8" (4.5m)
ELEVATED AREA	90ft ² (8.3m ²)
APPLICATION	Zero-depth / Pool / Slope



NAUTICAL DISCOVERY N150

SLIDES 2

WATER FEATURES 13

LENGTH / WIDTH	35'5" x 33'5" (10.8m x 10.2m)
TOTAL HEIGHT	14'8" (4.5m)
ELEVATED AREA	90ft ² (8.3m ²)
APPLICATION	Zero-depth / Pool / Slope



CIRQUE DISCOVERY C150

SLIDES 2

WATER FEATURES 13

LENGTH / WIDTH	35'5" x 33'5" (10.8m x 10.2m)
TOTAL HEIGHT	14'8" (4.5m)
ELEVATED AREA	90ft ² (8.3m ²)
APPLICATION	Zero-depth / Pool / Slope

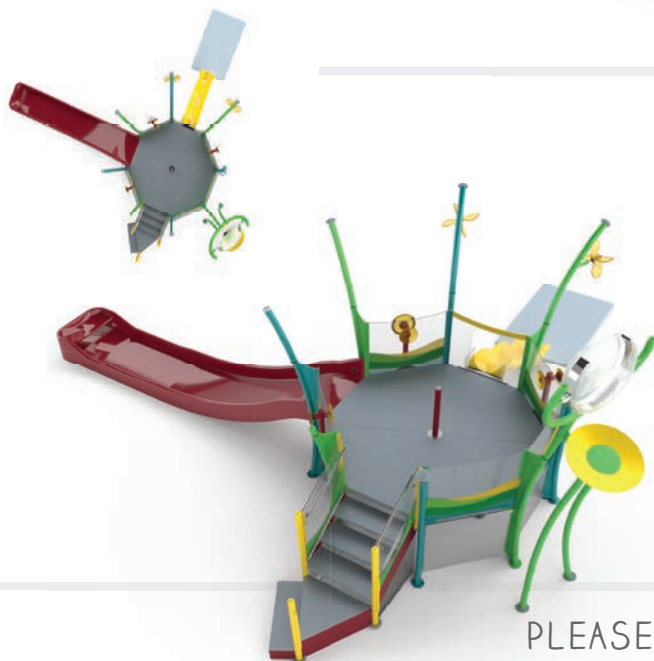


KALEIDOSCOPE DISCOVERY K150

SLIDES 2

WATER FEATURES 13

LENGTH / WIDTH	35'5" x 33'5" (10.8m x 10.2m)
TOTAL HEIGHT	14'8" (4.5m)
ELEVATED AREA	90ft ² (8.3m ²)
APPLICATION	Zero-depth / Pool / Slope



ACTIVITY TOWERS

SIGNATURE DESIGN SERIES

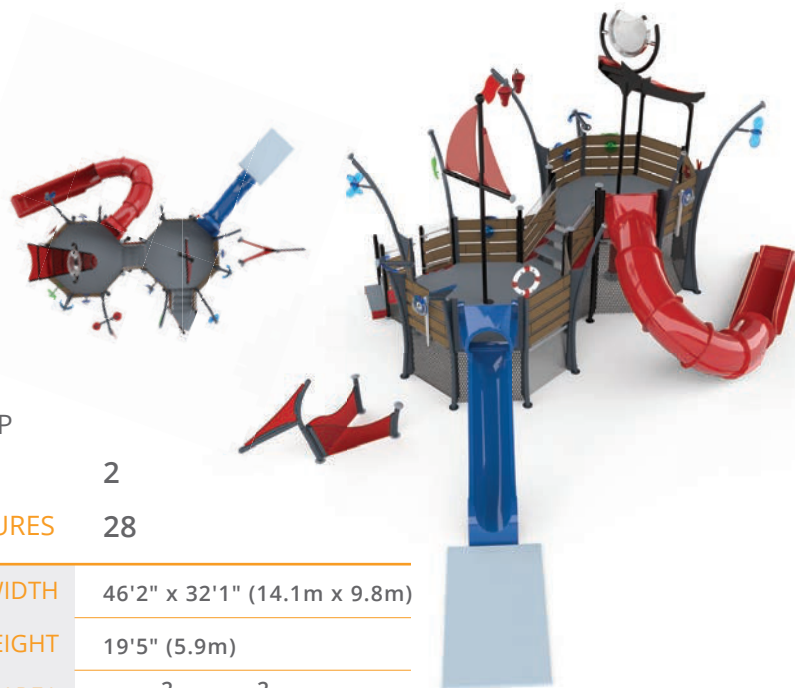
EXPLORATION

AGES 2+
FROM TODDLER TO EXPERIENCED

Build up the fun with a second pod and elevation gain and a towering splash!

- 2 activity pods & easy-to-reach play features
- Introduces an elevation change
- Perimeter activities & interactive sprays
- 4' and 6' spacious deck heights & exciting water slides

Visit www.waterplay.com for detailed product information



PIRATE SHIP

SLIDES 2

WATER FEATURES 28

LENGTH / WIDTH	46'2" x 32'1" (14.1m x 9.8m)
TOTAL HEIGHT	19'5" (5.9m)
ELEVATED AREA	137ft ² (12.7m ²)
APPLICATION	Zero-depth / Pool / Slope

CIRQUE EXPLORATION C200

SLIDES 2

WATER FEATURES 17

LENGTH / WIDTH	44'7" x 39'8" (13.6m x 12.1m)
TOTAL HEIGHT	14'5" (4.4m)
ELEVATED AREA	137ft ² (12.7m ²)
APPLICATION	Zero-depth / Pool / Slope





KALEIDOSCOPE EXPLORATION K200

SLIDES 2

WATER FEATURES 17

LENGTH / WIDTH	44'7" x 39'8" (13.6m x 12.1m)
TOTAL HEIGHT	15'4" (4.7m)
ELEVATED AREA	137ft ² (12.7m ²)
APPLICATION	Zero-depth / Pool / Slope



NAUTICAL EXPLORATION N200

SLIDES 2

WATER FEATURES 17

LENGTH / WIDTH	44'7" x 39'8" (13.6m x 12.1m)
TOTAL HEIGHT	14'8" (4.5m)
ELEVATED AREA	137ft ² (12.7m ²)
APPLICATION	Zero-depth / Pool / Slope



GRASSLANDS EXPLORATION G200

SLIDES 2

WATER FEATURES 17

LENGTH / WIDTH	44'7" x 39'8" (13.6m x 12.1m)
TOTAL HEIGHT	16'6" (5.1m)
ELEVATED AREA	137ft ² (12.7m ²)
APPLICATION	Zero-depth / Pool / Slope



ACTIVITY TOWERS

SIGNATURE DESIGN SERIES

EXPLORATION

AGES 2+
FROM TODDLER TO EXPERIENCED



KALEIDOSCOPE EXPLORATION K250

SLIDES 2
WATER FEATURES 17

LENGTH / WIDTH	38'6" x 31'10" (13.6m x 12.2m)
TOTAL HEIGHT	17'5" (4.4m)
ELEVATED AREA	137ft ² (12.7m ²)
APPLICATION	Zero-depth / Pool / Slope



Visit www.waterplay.com for
detailed product information



GRASSLANDS EXPLORATION G250

SLIDES 2
WATER FEATURES 17

LENGTH / WIDTH	38'6" x 31'10" (13.6m x 12.2m)
TOTAL HEIGHT	4'7" (1.4m)
ELEVATED AREA	137ft ² (12.7m ²)
APPLICATION	Zero-depth / Pool / Slope

CIRQUE EXPLORATION C250

SLIDES 2
WATER FEATURES 17

LENGTH / WIDTH	38'6" x 31'10" (13.6m x 12.2m)
TOTAL HEIGHT	17'5" (4.4m)
ELEVATED AREA	137ft ² (12.7m ²)
APPLICATION	Zero-depth / Pool / Slope



NAUTICAL EXPLORATION N250

SLIDES 2
WATER FEATURES 17

LENGTH / WIDTH	38'6" x 31'10" (13.6m x 12.2m)
TOTAL HEIGHT	17'5" (4.4m)
ELEVATED AREA	137ft ² (12.7m ²)
APPLICATION	Zero-depth / Pool / Slope



ACTIVITY TOWERS

SIGNATURE DESIGN SERIES

ADVENTURE

AGES 4+

Give them an unforgettable adventure packed with sky-high thrills, big splashes and unmatched play value.


- Perfect for larger projects and attractions
- Multiple pods & elevation changes!
- Perimeter splashes & interactive sprays
- Open and closed water slides
- 4', 6' and 8' spacious deck heights



SPACIOUS DECKS



HEX POD
47ft² (4.4m²)



OCTO POD
90ft² (8.3m²)



TORTUGA ADVENTURE

SLIDES 3
WATER FEATURES 43

LENGTH / WIDTH	69'9" x 61'8" (21.3m x 18.8m)
TOTAL HEIGHT	19'4" (5.9m)
ELEVATED AREA	274ft ² (25.5m ²)
APPLICATION	Zero-depth / Pool / Slope

Visit www.waterplay.com for detailed product information.



NAUTICAL ADVENTURE N300

SLIDES 3
WATER FEATURES 23

LENGTH / WIDTH	61'10" x 43'11" (18.6m x 13.1m)
TOTAL HEIGHT	19'5" (5.9m)
ELEVATED AREA	184ft ² (17.1m ²)
APPLICATION	Zero-depth / Pool / Slope



CIRQUE ADVENTURE C300

SLIDES 3
WATER FEATURES 23

LENGTH / WIDTH	61'10" x 43'11" (18.6m x 13.1m)
TOTAL HEIGHT	19'5" (5.9m)
ELEVATED AREA	184ft ² (17.1m ²)
APPLICATION	Zero-depth / Pool / Slope



KALEIDOSCOPE ADVENTURE K300

SLIDES 3
WATER FEATURES 23

LENGTH / WIDTH	61'10" x 43'11" (18.6m x 13.1m)
TOTAL HEIGHT	19'5" (5.9m)
ELEVATED AREA	184ft ² (17.1m ²)
APPLICATION	Zero-depth / Pool / Slope



GRASSLANDS ADVENTURE G300

SLIDES 3
WATER FEATURES 23

LENGTH / WIDTH	61'10" x 43'11" (18.6m x 13.1m)
TOTAL HEIGHT	19'5" (5.9m)
ELEVATED AREA	184ft ² (17.1m ²)
APPLICATION	Zero-depth / Pool / Slope

ACTIVITY TOWERS



"OUR GUESTS LOVE THE NEW FEATURES AND WE ARE EXCITED TO HAVE **UPDATED OUR POOL** WITH SUCH A FUN, CREATIVE STRUCTURE"


LAURI DANNEMILLER
Executive Director for Apex Parks & Recreation District | USA



A stunning facility renovation—the **Apex Recreation Center** in Arvada, Colorado transformed its outdated leisure pool into a multi-level Activity Tower attraction. A **Grasslands** design narrated by lively wildflowers, splashing insects and Tower Soaker re-invigorates the play experience for all ages and energy levels.







WATER MANAGEMENT SOLUTIONS

Water management is about making the water work for the specific needs of your aquatic play design and the surrounding infrastructure.

With options for every project, Waterplay's tools and systems lead the industry in technology and function. Work with Waterplay to find the best solution for your space.

WATER MANAGEMENT

TOOLS & SYSTEMS

CREATE SUSTAINABLE PLAY SPACES

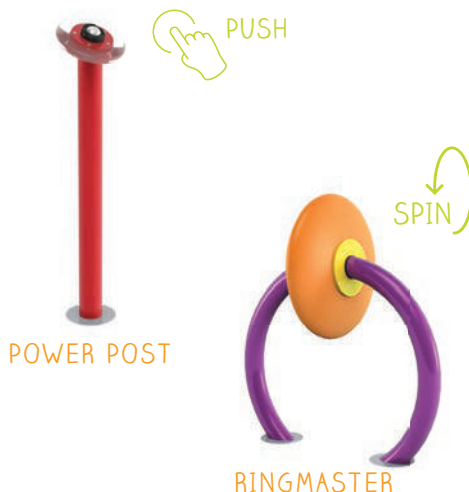
Knowing what happens with the water is a big part of your project. Work with Waterplay to find the best solution for your space.

Visit www.waterplay.com for detailed product information.

TOOLS

ACTIVATORS

Optimize water use and maximize play value through action-reaction play outcomes and sequencing with Waterplay's on demand activators.



POWER POST

RINGMASTER

PUSH

*ECO
ACTIVATOR
BASE

*Activator sold separately but is required.

*Supports up to 40 GPM (151 LPM)
For more information, please refer
to the Water Management brochure

The Eco Activator Base is an all-in-one water management solution for small aquatic spaces, it combines manifold and controller technology in one flush-to-grade solution.

activators



CLASSIC DRAIN

STAINLESS STEEL DRAIN



AVAILABLE COLOURS:
STANDARD WATERPLAY COLOURS

drains



SMARTPLAY™ CONTROLLER

controller

CONTROLLER

Waterplay® smartACCESS™

Control multiple play spaces from one screen through the intuitive user interface and collect data for analysing and reporting. Waterplay's smartACCESS connects you to what's happening at your play space anywhere, anytime.

MANIFOLD

Available in 6, 9, 12, 15 and 18 valve configurations to adapt to any project size.



manifolds



ABOVE GRADE KIOSK

Available in 6, 10, and 18 valve configurations to adapt to any project size.



BELOW GRADE VAULT

Available in 6, 10, and 18 valve configurations to adapt to any project size.



kiosks & vaults


* TANKS AVAILABLE UPON REQUEST

SYSTEMS


RECIRCULATION




Waterplay's recirculation system functions as a closed water management unit that continually recycles treated water to and from the play space.



TREATMENT SYSTEM 1
75 GPM / 284 LPM



TREATMENT SYSTEM 3
300 GPM / 1136 LPM



TREATMENT SYSTEM 2
150 GPM / 568 LPM

water management systems

2

CONTROLLER & MANIFOLD

The smartPLAY™ Controller & manifold work together to route the water to the play space based on programmed sequences.



UV
TREATMENT
AVAILABLE

1

ACTIVATOR

Use the activator to trigger the controller.

3

DRAIN

The drain leads the water away from the play space and filters debris.

2

6

1

3

4

5

4

DIVERTER & STRAINER

The diverter & strainer captures debris and redirects rainwater to reduce overall chemical consumption.

5

HOLDING TANK

The holding tank contains water on the way to the water management system where the primary chemical disinfection occurs.

6

WATER MANAGEMENT SYSTEM

The recirculation system maintains water quality using advanced water treatment technologies. Water is continuously recycled to and from the play space using this method.



SYSTEMS



FLOW THROUGH

Waterplay's flow through water management system drains into the local sanitary or storm drain system. The water is then handled according to local municipal water management strategies.

ACTIVATOR

Use the activator to trigger the controller.

CONTROLLER & MANIFOLD

The smartPLAY™ Controller & manifold work together to route the water to the play space based on programmed sequences.

DRAIN

The drain leads the water away from the play space and filters debris.

PERCOLATION

Consider a percolation system: water percolates from a below ground containment system and returns to the water table as a part of the natural hydrological cycle.

3

1

4

4

WATER MANAGEMENT SYSTEM

In a flow through system the water is introduced into the local municipal infrastructure via sanitary or storm drain systems.

2

3

1

2

REPURPOSE

The water is then reused for agriculture, landscape irrigation and/or ground water recharge.

6

3

HOLDING TANK

The holding tank contains water on the way to the water management system.

4

1

4

5

WATER MANAGEMENT SYSTEM

The retain and reuse system filters and disinfects the water as per local regulations. The water is then pushed to the irrigation system.

5



RETAIN & REUSE

Retain & reuse water management systems capture and repurpose water from the play pad for alternative uses in the community.


TECHNOLOGIES & MATERIALS

At Waterplay, we **CARE** about quality. Our industry-leading materials are carefully selected to ensure safe play experiences that stand the test of time. Our products are made of stainless steel and use some of the most enduring materials in the industry.



playPHASE™

Phase your project, expand your play space and easily retrofit with playPHASE™, a flush-to-grade anchoring system that eliminates the need for toe guards and allows you to start construction early while we finish manufacturing your features.




playCONNECT™

The industry's first modular feature mounting system for activity towers simplifies the installation and reduces the need for cranes. Phase, expand, add, remove or replace features with playCONNECT™ to extend the lifetime of your structure.



ON DEMAND WATER ACTIVATION

Optimize water use and maximize play value with Waterplay's on demand button activators. A perfect solution for reducing water consumption while creating a dynamic play experience. **Push** to start the flow of water.



ACTION ACTIVATORS™

Bring surrounding play features to life by **spinning** the Ringmaster or **twisting** the Whirler. Waterplay's unique Action Activators™ are the perfect blend of play value and water conservation.



360° ROTATIONAL HUB

Easy movement for all ages and abilities, the 360° rotational hub features continuous and smooth movement for maximum play value.



AQUALUME™

Make a statement in your next design with Waterplay's AquaLume™, an impact resistant and durable polymer that blends colour with water and light for a truly stunning play experience.



smartPLAY™ CONTROLLER

The controller tells the water what it should do and when to do it. Waterplay's smartPLAY™ Controller works in conjunction with the manifold and water activator to create the perfect play experience for your project.



smartACCESS™

Waterplay's smartACCESS connects you to what's happening at your play space anywhere, anytime. Manage water for multiple play spaces from one screen through the intuitive user interface and collect data for analyzing and reporting.



CAUSE & EFFECT NOZZLES

Stimulate curiosity and team play in your play space. Interactive ground sprays erupt with a bigger and bigger spray as waterplayers work together to plug and cover the nozzles.



SCHEDULE 10 & 40, 304L STAINLESS STEEL PIPE (316L AVAILABLE) | best performance in all environments
MIG & TIG WELDS | superior weld strength and finish
SUPER DURABLE POWDER COATING | superior chip and fade resistant.
TOUGH FINISHES | defense against extreme climates, temperatures, moisture and UV exposure.
STAINLESS STEEL HARDWARE | durable and resistant
ACETAL NOZZLES | durable material that eliminates corrosion
WARRANTY | industry leading for structural integrity of stainless steel piping and weldments

PRODUCT SPECS

PRODUCT	HEIGHT	FLOW
ACTIVATORS		
POWER POST	42" 1067 mm	N/A
PRESTO	43" 1092 mm	N/A
RINGMASTER	43" 1092 mm	N/A
SPROUT	43" 1092 mm	N/A
WHIRLER	31" 782 mm	N/A
ACTIVITY TOWERS		
MINI C100	150" 3810 mm	25 GPM 95 LPM
MINI G100	175" 4445 mm	45 GPM 170 LPM
MINI K100	160" 4054 mm	26 GPM 98 LPM
MINI N100	160" 4054 mm	25 GPM 95 LPM
MINI N101	176" 4481 mm	37 GPM 140 LPM
MINI BOAT	152" 3871 mm	73 GPM 276 LPM
DISCOVERY C100	150" 3810 mm	58 GPM 220 LPM
DISCOVERY G100	156" 3962 mm	70 GPM 265 LPM
DISCOVERY K100	152" 3871 mm	53 GPM 201 LPM
DISCOVERY N100	167" 4237 mm	45 GPM 170 LPM
DISCOVERY N101	167" 4237 mm	59 GPM 223 LPM
DISCOVERY C150	178" 4511 mm	264 GPM 999 LPM
DISCOVERY G150	178" 4511 mm	285 GPM 1079 LPM
DISCOVERY K150	178" 4511 mm	257 GPM 973 LPM
DISCOVERY N150	178" 4511 mm	264 GPM 999 LPM

PRODUCT	HEIGHT	FLOW
DISCOVERY N151	210" 5334 mm	255 GPM 965 LPM
EXPLORATION C200	174" 4420 mm	563 GPM 2131 LPM
EXPLORATION G200	199" 5060 mm	589 GPM 2230 LPM
EXPLORATION K200	185" 4694 mm	561 GPM 2124 LPM
EXPLORATION N200	176" 4511 mm	566 GPM 2143 LPM
EXPLORATION C250	210" 5334 mm	456 GPM 1726 LPM
EXPLORATION G250	210" 5334 mm	471 GPM 1783 LPM
EXPLORATION K250	210" 5334 mm	453 GPM 1715 LPM
EXPLORATION N250	210" 5334 mm	458 GPM 1734 LPM
EXPLORATION PIRATE SHIP	176" 4511 mm	674 GPM 2551 LPM
ADVENTURE C300	234" 5944 mm	808 GPM 3058 LPM
ADVENTURE G300	234" 5944 mm	823 GPM 3115 LPM
ADVENTURE K300	234" 5944 mm	763 GPM 2888 LPM
ADVENTURE N300	234" 5944 mm	809 GPM 3062 LPM
ADVENTURE TORTUGA	233" 5913 mm	982 GPM 3717 LPM
DISCOVERY PLAY - DISCOVERY STREAM		
DUCK WHEEL	21" 531 mm	N/A
LITTLE BEND	9" 229 mm	N/A
LITTLE BEND ONE FISH	9" 229 mm	N/A
LONG BEND	9" 229 mm	N/A
LONG BEND TWO FISH RIGHT	9" 229 mm	N/A
LONG BEND TWO FISH LEFT	9" 229 mm	N/A
OCEAN	9" 229 mm	N/A
SEA BLOSSOM	9" 229 mm	N/A
SEA GRASS	6" 152 mm	N/A
SPRING	9" 229 mm	20 GPM 76 LPM

PRODUCT	HEIGHT	FLOW
STOUT MOUSE	8" 211 mm	N/A
WET WELLY	12" 305 mm	N/A
DISCOVERY PLAY - WATERWAYS		
BASIN	12" 309 mm	5 GPM 19 LPM
GULLY	13" 571 mm	5 GPM 19 LPM
WATERFALL 1	35" 885 mm	10 GPM 38 LPM
WATERFALL 2	61" 1542 mm	11 GPM 42 LPM
WATERFALL 3	60" 1541 mm	15 GPM 57 LPM
FREESTANDING PLAY		
ANCHORS AWAY	133" 3382 mm	6 GPM 23 LPM
ANETH BLOOM 1	150" 3780 mm	3 GPM 11 LPM
ANETH BLOOM 3	155" 3948 mm	9 GPM 34 LPM
AQUA ARCH	64" 1607 mm	14 GPM 53 LPM
AQUA-BATIC	134" 3402 mm	5 GPM 19 LPM
AQUA-DROP	132" 3350 mm	10 GPM 38 LPM
AQUA-KNOT	121" 3339 mm	5 GPM 19 LPM
ARCHIE	103" 2596 mm	15 GPM 57 LPM
BEACH BALL SOAKER	163" 4150 mm	30 GPM 113 LPM
BIG TOP SOAKER	178" 4521 mm	30 GPM 113 LPM
BLOOMIN' SOAKER 2	124" 3150 mm	30 GPM 114 LPM
BLUE BOTTLE	105" 2667 mm	10 GPM 38 LPM
BOINGO	21" 533 mm	6 GPM 23 LPM
BOTTLE BUD	86" 2184 mm	1 GPM 4 LPM
CALYPSO	37" 940 mm	18 GPM 68 LPM
CANDY CANE	108" 2743 mm	5 GPM 19 LPM
CARRONADE	38" 965 mm	6 GPM 23 LPM

PRODUCT	HEIGHT	FLOW
CAT TAIL	127" 3226 mm	6 GPM 23 LPM
CATERSPILLER	106" 2694 mm	5 GPM 19 LPM
CHARGER	105" 2667 mm	9 GPM 34 LPM
CHARLOTTE	145" 3683 mm	10 GPM 38 LPM
CORN POPPY	127" 3226 mm	10 GPM 38 LPM
COSMIC CANNON	37" 940 mm	6 GPM 23 LPM
CRITTER 1	23" 584 mm	2 GPM 8 LPM
CRITTER 2	36" 914 mm	2 GPM 8 LPM
CROW'S NEST	162" 4115 mm	8 GPM 30 LPM
DAISY MAE WINDY	128" 3251 mm	3 GPM 12 LPM
DAISY MAE	118" 2997 mm	3 GPM 12 LPM
DEW DROP	128" 3251 mm	10 GPM 38 LPM
DJEMBE	22" 559 mm	14 GPM 53 LPM
ENCORE	132" 3353 mm	2 GPM 8 LPM
FISHIN' POLE	141" 3581 mm	5 GPM 19 LPM
FLUTTER	147" 3734 mm	10 GPM 38 LPM
FROGGIE-O	88" 2235 mm	6 GPM 23 LPM
FUN-GUY	25" 635 mm	5 GPM 19 LPM
FUN-BRELLA	37" 940 mm	16 GPM 61 LPM
GEROME	132" 3353 mm	9 GPM 34 LPM
HELICES	133" 3378 mm	3 GPM 11 LPM
KITE	144" 3652 mm	4 GPM 15 LPM
LADYBUG SOAKER	186" 4724 mm	30 GPM 113 LPM
LEAFLET	108" 2743 mm	25 GPM 95 LPM
MAGNIF-EYE	35" 889 mm	4 GPM 14 LPM
MARRAM GRASS	119" 3029 mm	6 GPM 23 LPM

PRODUCT	HEIGHT	FLOW
MEGA SOAKER	208" 5271 mm	40 GPM 151 LPM
MIST STICK	51" 1295 mm	6 GPM 23 LPM
MISTY TWISTY	47" 1189 mm	3 GPM 11 LPM
MORNING GRASS 1	117" 2972 mm	3 GPM 11 LPM
MORNING GRASS 2	128" 3251 mm	3 GPM 11 LPM
MORNING GRASS 3	145" 3683 mm	3 GPM 11 LPM
OCTOPUS	30" 762 mm	15 GPM 57 LPM
OGO	101" 2565 mm	10 GPM 38 LPM
OGOPOGO	101" 2565 mm	10 GPM 38 LPM
O-RIGINAL	120" 3048 mm	6 GPM 23 LPM
PAPILLON	94" 2388 mm	8 GPM 29 LPM
PARASOL	105" 2667 mm	20 GPM 76 LPM
PERISCOPE	104" 2642 mm	6 GPM 23 LPM
POLY PALM 5	123" 3139 mm	3 GPM 11 LPM
POLY PALM	118" 2997 mm	3 GPM 11 LPM
POLY PALM COCO	123" 3136 mm	3 GPM 11 LPM
POLY PALM WINDY	129" 3285 mm	3 GPM 11 LPM
POPPY BUD	61" 1549 mm	1 GPM 5 LPM
RAIN CAP	108" 2743 mm	5 GPM 19 LPM
RAIN CAP-BEACH UMBRELLA	108" 2743 mm	5 GPM 19 LPM
RAIN CAP-WITH POLKA DOTS	108" 2743 mm	5 GPM 19 LPM
RAINBOW	64" 1626 mm	24 GPM 91 LPM
RAINBOW DOME	64" 1626 mm	12 GPM 45 LPM
RAIN FOREST	140" 3556 mm	6 GPM 23 LPM
RINGLING	40" 1016 mm	9 GPM 34 LPM
ROUE CYR	82" 2083 mm	10 GPM 38 LPM

PRODUCT	HEIGHT	FLOW
SAIL AWAY SPIN 1	162" 4115 mm	4 GPM 15 LPM
SEAGULL	122" 3106 mm	5 GPM 19 LPM
SKY SOAKER	206" 5223 mm	30 GPM 114 LPM
SNEAKY SPIN SOAKER 2 (NS)	134" 3409 mm	10 GPM 38 LPM
SNEAKY SPIN SOAKER 2	134" 3409 mm	12 GPM 45 LPM
SNEAKY SOAKER 3 (NS)	134" 3404 mm	15 GPM 57 LPM
SNEAKY SOAKER 3	134" 3404 mm	17 GPM 64 LPM
SNEAKY SPIN SOAKER 2	129" 3277 mm	14 GPM 53 LPM
SNEAKY SPIN SOAKER 3	129" 3277 mm	25 GPM 95 LPM
SOLIS 24	24" 610 mm	6 GPM 23 LPM
SOLIS 36	36" 914 mm	6 GPM 23 LPM
SPARX	139" 3531 mm	15 GPM 57 LPM
SPLASH BLASTER	35" 889 mm	4 GPM 15 LPM
SPIN SPRAY 1	80" 2032 mm	3 GPM 11 LPM
SPIN SPRAY 2	101" 2565 mm	3 GPM 11 LPM
SPINNY SQUIRT	22" 559 mm	3 GPM 12 LPM
SPIRAL TUNNEL	79" 2007 mm	24 GPM 91 LPM
SPLASH BLASTER	35" 889 mm	4 GPM 15 LPM
SURF BOARD	90" 2286 mm	4 GPM 14 LPM
SURF CANNON	43" 1092 mm	1 GPM 4 LPM
TEAM BLASTER	37" 940 mm	8 GPM 30 LPM
TRILLY LILY WINDY	118" 2997 mm	3 GPM 12 LPM
TWIST N' SPILL 1	139" 3531 mm	8 GPM 30 LPM
TWIST N' SPILL 2	139" 3531 mm	16 GPM 61 LPM
U.S.O	24" 610 mm	10 GPM 38 LPM
WATER FLOWER	105" 2663 mm	10 GPM 38 LPM

PRODUCT	HEIGHT	FLOW
WATER TOWER	133" 3378 mm	13 GPM 49 LPM
WATER WEAVER 1	13" 322 mm	2 GPM 8 LPM
WATER WEAVER 2	32" 825 mm	10 GPM 38 LPM
WATER WEAVER 3	58" 1474 mm	5 GPM 19 LPM
WATERFALL 1	35" 885 mm	10 GPM 38 LPM
WATER-O	79" 2007 mm	6 GPM 23 LPM
WAVY WAND	146" 3708 mm	6 GPM 23 LPM
WHALE TAIL	101" 2565 mm	12 GPM 45 LPM
WIGGLY	34" 864 mm	3 GPM 12 LPM
WIGGLY JR.	30" 762 mm	3 GPM 12 LPM
GROUND SPRAYS		
ANTS 3	0" 0 mm	3 GPM 11 LPM
ANTS 5	0" 0 mm	5 GPM 19 LPM
BUTTERCUP	0" 0 mm	9 GPM 34 LPM
CHARLOTTE'S WEB	0" 0 mm	7 GPM 26 LPM
CONFETTI SPRAY	0" 0 mm	6 GPM 23 LPM
DOUGHNUT	0" 0 mm	48 GPM 182 LPM
FOUNTAIN MOUNTAIN	0" 0 mm	13 GPM 49 LPM
FROG	0" 0 mm	3 GPM 11 LPM
GECKO	0" 0 mm	4 GPM 15 LPM
GEYSER	0" 0 mm	6 GPM 23 LPM

PRODUCT	HEIGHT	FLOW
GROUP VOLCANO	0" 0 mm	10 GPM 38 LPM
GUSHER	0" 0 mm	20 GPM 76 LPM
LILY PAD	0" 0 mm	N/A
LUMINARY	0" 0 mm	6 GPM 23 LPM
MISTY MOUNTAIN	0" 0 mm	1 GPM 4 LPM
MONSTER 5	0" 0 mm	32 GPM 121 LPM
MOP TOP	0" 0 mm	12 GPM 45 LPM
POP IT	0" 0 mm	1 GPM 4 LPM
PUDDLE 1	0" 0 mm	5 GPM 19 LPM
PUDDLE 2	0" 0 mm	5 GPM 19 LPM
PUDDLE 3	0" 0 mm	5 GPM 19 LPM
PLAYPHASE GEYSER HIGH	0" 0 mm	9 GPM 34 LPM
PLAYPHASE GEYSER LOW	0" 0 mm	4 GPM 15 LPM
PLAYPHASE GEYSER MED	0" 0 mm	7 GPM 26 LPM
SOLO SPURT	0" 0 mm	2 GPM 8 LPM
SPLIT SPURT	0" 0 mm	4 GPM 15 LPM
SPRAY TUNNEL 4	0" 0 mm	24 GPM 91 LPM
SPRAY TUNNEL 8	0" 0 mm	48 GPM 182 LPM
STARLET	0" 0 mm	7 GPM 26 LPM
STEADY STREAM	0" 0 mm	2 GPM 8 LPM
STRAIGHT UP	0" 0 mm	6 GPM 23 LPM

PRODUCT	HEIGHT	FLOW
TEAM EFFECT	0" 0 mm	10 GPM 38 LPM
TEAM EFFECT (MINI)	0" 0 mm	5 GPM 19 LPM
THE WAVE	0" 0 mm	6 GPM 23 LPM
TIDAL WAVE	0" 0 mm	20 GPM 76 LPM
TILTY POP IT	0" 0 mm	1 GPM 4 LPM
TOWER SPRAY	0" 0 mm	8 GPM 30 LPM
TULIP	0" 0 mm	15 GPM 53 LPM
WALL SPRAY	0" 0 mm	9 GPM 34 LPM
PLAY CLUSTERS™ - VOYAGES		
SCHOONER 1	162" 4107 mm	45 GPM 170 LPM
SCHOONER 2	162" 4120 mm	56 GPM 212 LPM
SKIFF	44" 1127 mm	18 GPM 68 LPM
SLOOP	162" 4107 mm	22 GPM 83 LPM
STONES		
SAND STONE 1	24" 610 mm	N/A
SAND STONE 2	11" 279 mm	N/A
SURF STONE 1	10" 254 mm	5 GPM 19 LPM
SURF STONE 2	11" 279 mm	5 GPM 19 LPM
SURF STONE 3	10" 254 mm	5 GPM 19 LPM

Due to our commitment to continuous improvement and innovation, Waterplay Solutions Corp.® reserves the right to change product specifications without notice. Where dimensions or performance criteria are critical, please contact us for the latest product information. Photos displayed may not be representative of current design. The products, designs and photographs contained in this catalogue are protected by international copyright and other laws 2020. Waterplay is a registered trademark of Kinderplay Designs Incorporated and is used under license. Copyright © 2020 Waterplay® Solutions Corp. All Rights Reserved.





With over 30 years of industry experience, Waterplay has helped shaped thousands of aquatic play spaces around the world. Quality, tireless dedication to innovation and unmatched customer service are what set us apart from our competitors. Contact us today to experience [#theWaterplayDifference](#).



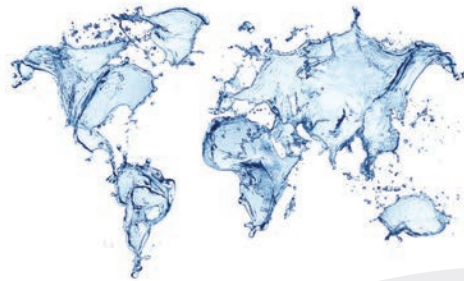
1.800.590.5552 (USA & CAN) | +1 (250) 712.3393 (INTL)

Visit www.waterplay.com today
and be a part of our social network:



w w w . w a t e r p l a y . c o m

AFRICA | ASIA | AUSTRALIA | EUROPE | NORTH AMERICA | SOUTH AMERICA



ADVANCED PLANNING TOOLS

Discover [WATERPLAY INTERACTIVE CONCEPT DESIGNER](#). Exclusive to Waterplay, this cutting-edge project building application is complete with rendering capabilities and product documentation, giving you the ability to create anytime.

Visit www.waterplay.com to get started on your next project today.



**WOMEN
OWNED**