



AG Aquaglide

2 0 1 4

PADDLESPORTS

All About Water...

The people behind Aquaglide® have been developing products and sharing their passion for the water since 1995. What began as the answer to a common need has evolved into a global brand with fiercely loyal customers and over 120 innovative products. The Aquaglide brand leads the industry in several major categories including commercial-grade inflatables. The common thread and the driving force behind each of these products is an unquenchable thirst for fun on the water. This enthusiasm is also the driving force behind the Aquaglide Kayak range.

Before pencil ever meets napkin to design a new product, first should come a clearly defined need. A cursory glance around the paddlesports marketplace reveals no shortage of products. So where then, is the need for yet another inflatable kayak line? Upon closer inspection, the vast array of products available in this market are so similar that they can be difficult to differentiate. The folks at Aquaglide perceived a need to offer a product that is thoughtfully designed and versatile, not overly specialized; one that is affordable, but not cheaply-built; that incorporates new technology and enhanced performance, but is not overly complex. For the folks at Aquaglide, there is a clear need to offer a better product.

The first step in developing this kayak range was to survey paddlesports industry leaders, reps, dealers and distributors to discover

key points for improvement. Embedded in this discussion was the notion that the industry needed, not only a better product, but also a better way to sell. Once these critical points were incorporated into a complete line of high-quality inflatable kayaks, the product range was then wrapped around a comprehensive distribution plan focused on specialty-retail so that the Aquaglide Kayak customer could count on an informative and consistent buying experience.

All this business aside, the real purpose for making a better product and selling it in a better way is to have more fun on the water. After all, it is the experience that really matters. This joyful encounter, when shared with family and friends, is exciting, invigorating, and eminently satisfying. That is why the folks at Aquaglide® invite you to grab a boat and a paddle, and go spend some time on the water!



COLUMBIA™ HB

Columbia™ Series is designed for recreational touring and all-around use. The long waterline and fine, piercing bow provide outstanding tracking ability and great glide to cover long distances with ease. Each boat is offered with a supremely rigid, Hard-Bottom™ floor for unmatched stiffness, stability and paddling performance to rival that of many hard-shell kayaks in the category. Innovative Splash-Guards™ positioned fore and aft of the cockpit help keep paddlers dry. Ample accessory straps grace the bow and stern providing easy stowage for dry bags or other gear. Soft neoprene pads line the gunwales for comfortable boarding and protection while underway. Sturdy molded handles are positioned around the boat for convenient boarding and transport.

Comfortable PRO-formance™ seats provide an array of thoughtful features including adjustable air cushion, high backrest, plentiful mesh storage pockets, integrated fishing-rod holders, removable beverage cozy, fore and aft seat straps and an infinite adjustment system for unsurpassed luxury. Commercial-grade Duratex™ hull material is blended with rugged 600d polyester for long-lasting durability and UV protection. High-performance fin system includes stiff, foiled fin with unique quick-release for easy setup. Convenient storage bag included. See Accessories page for pump options.



Columbia™ One HB offers plenty of room for nearly any size paddler. The perfect one-person boat for recreational touring and all-around use.

Specifications: 10'6" L x 36" W
(320cm L x 91cm W)
Capacity: 300lbs (136kg)



Columbia™ Two HB fits two paddlers comfortably, or offers one paddler plenty of performance and gear capacity for expedition use.

Specifications: 13'5" L x 36" W
(409cm L x 91cm W)
Capacity: 400lbs (181kg)



Columbia™ Tandem HB is a true touring tandem. Designed for two adult paddlers with capacity for plenty of extra gear, plus a child or pet.

Specifications: 15'0" L x 36" W
(457cm L x 91cm W)
Capacity: 600lbs (272kg)



Columbia™ - Key Features



*See p.13 for additional features and details



DESCHUTES™ HB

Versatile Deschutes™ Series is designed for all-purpose recreational use. The wide, stable outline provides comfort and plentiful cockpit capacity, while the rigid HB floor adds stiffness and exceptional paddling performance. The effect of the HB floor cannot be overstated; it creates a solid Hard-Bottom™ platform that feels every bit as stiff and responsive as a hard shell kayak. Innovative Splash-Guards™ positioned fore and aft of the cockpit help keep paddlers dry. Ample accessory straps on the bow and stern provide handy stowage. Soft neoprene pads line the gunwales for comfortable boarding and protection while underway. Sturdy molded handles are positioned around the boat for convenient boarding and transport.

Comfortable PRO-formance™ seats provide plenty of thoughtful features including adjustable air cushion, high backrest, plentiful mesh storage pockets, integrated fishing-rod holders, removable beverage cozy, fore and aft seat straps and an infinite adjustment system for maximum comfort. Commercial-grade Duratex™ hull material is blended with rugged 600d polyester for long-lasting durability and UV protection. High-performance fin system includes stiff, durable, foiled fin with unique quick-release for easy setup. Convenient storage bag included. See Accessories page for pump options.

Deschutes™ One HB is a playful, responsive boat for one paddler. Ideal for all-around recreational paddling or casual paddling on running water.

Specifications: 8'0"L x 34"W
(244cm L x 86cm W)
Capacity: 250lbs (113kg)



Deschutes™ Two HB easily fits two paddlers, or provides extra room and gear capacity for one.

Specifications: 10'0"L x 34"W
(305cm L x 86cm W)
Capacity: 400lbs (181kg)



Deschutes™ Tandem HB comfortably fits two adult paddlers plus a child, pet or even a good sized cooler with room to spare.

Specifications: 12'0"L x 34"W
(366cm L x 86cm W)
Capacity: 600lbs (272kg)



Deschutes™ - Key Features



*See p.13 for additional features and details



Klickitat™ HB

Klickitat™ Series is designed for all-around paddling, commercial and whitewater use. Traditional river running outline provides exceptional stability with ample rocker for maneuverability and control in rough water. Tough, commercial-grade Duratex™ hull and side tubes add supreme confidence and ensure a boat that will last for years to come. Rigid Hard-Bottom™ floor adds stiffness, stability and unmatched paddling performance by integrating the floor and sidewalls into one tight package. Fourteen accessible cockpit drains allow the user to configure the boat for self-draining, or dry use, as conditions dictate. Ample cockpit tie-downs provide plenty of stowage for dry bags and other gear. Sturdy molded handles are positioned around the boat for convenient boarding and transport. Rugged Whitewater™ seats offer a wide array of thoughtful features including high backrest, mesh storage pocket, integrated fishing-rod holders, fore and aft support straps and an infinite adjustment system for maximum comfort.

High-performance fin system includes stiff, durable, foiled fin with unique quick-release for easy setup. Convenient storage bag included. See Accessories page for pump options.

Klickitat™ One HB is a stiff, responsive boat providing versatile all-purpose performance for one paddler. Excellent for recreational paddling, commercial or whitewater use.

Specifications: 10'0"L x 36"W
(305cm L x 91cm W)
Capacity: 300lbs (136kg)



Klickitat™ Two HB comfortably fits two adults with room to spare. Ideal for all-purpose recreational paddling, commercial use and whitewater.

Specifications: 12'6"L x 36"W
(381cm L x 91cm W)
Capacity: 600lbs (272kg)



Klickitat™ - Key Features



*See p.13 for additional features and details



PRICEPOINT SERIES

Chinook™ Series is designed for all-purpose recreational use and exceptional value. A stable, efficient hull form, Chinook™ Series offers plenty of cockpit space and a PVC I-Beam floor for paddlers and their gear. Accessory straps located on the bow for easily accessible stowage. Sturdy molded handles are found all around the boat for convenient boarding and transport. Comfortable Whitewater™ seats offer a wide array of thoughtful features including high backrest, mesh storage pocket, integrated fishing-rod holders, fore and aft seat straps and an infinite adjustment system for convenience. Commercial-grade Duratex™ hull material is blended with rugged 600d polyester for long-lasting durability and UV protection. High-performance fin system includes stiff, durable, foiled fin with unique quick-release for easy setup. Convenient storage bag included. See Accessories page for pump options.

Rogue™ is an inflatable sit-on-top utility boat, ideal for fishing, diving or just playing. Offers an open transom for efficient drainage and easy re-boarding. Rogue™ seats adjust to fit any size. Constructed with 24 gauge K80 PVC bladders and a 600d polyester cover for long-lasting durability and UV protection. Comfortably fits two paddlers. An outstanding value! See Accessories page for pump options.

Yakima™ offers a deep, stable cockpit ideal for recreational use with up to two people. Includes supportive Yakima™ seats. Made with 24 gauge K80 PVC and 600d polyester deck covers for UV protection. Exceptional value in a great recreational package! See Accessories page for pump options.

Chinook™ Two comfortably fits two paddlers with space left over for fishing gear and a nice lunch.

Specifications: 10'0"L x 34"W
(320 cm L x 86cm W)
Capacity: 400lbs (181kg)



Chinook™ Tandem is ideal for family use, with plenty of room for two adults plus a child, pet or gear with room to spare.

Specifications: 13'0"L x 34"W
(390cm L x 86cm W)
Capacity: 550lbs (250kg)



Rogue™

Specifications: 9'8"L x 32"W
(295cm L x 81cm W)
Capacity: 400lbs (181kg)




Yakima™

Specifications: 10'7"L x 31"W
(323cm L x 79cm W)
Capacity: 550lbs (250kg)



Chinook™ - Key Features



*See p.13 for additional features and details



PRO-formance™ Seat Features

- 1. Air Cushion** - Easily adjustable cushion allows each user to customize the seat to their preference.
- 2. High Backrest** - Dual-density foam for unsurpassed support and comfort.
- 3. Mesh Storage** - Numerous mesh pockets, both large and small, for convenient storage at your fingertips.
- 4. Rod Holder** - Integrated rod-holders mean that every boat is fishing capable and ready to go!
- 5. Beverage Cozy Attachment** - Velcro attachment for optional insulated drink holder. Keeps your beverage in place.
- 6. Support Straps** - Adjustable, quick connect straps provide solid seat support for maximum performance and minimum hassle.
- 7. Infinite Adjustment** - Heavy-duty Velcro adjustment system means seat positions can be easily refined.

Whitewater™ Seat Features

- 1. Foam Cushion** - Durable seat cushion for comfort and support.
- 2. High Backrest** - Supportive foam for comfort and performance.
- 3. Mesh Storage** - Large mesh pocket for convenient storage.
- 4. Rod Holder** - Integrated rod-holders so each boat is fishing capable!
- 5. Support Straps** - Adjustable, quick connect straps provide solid seat support for maximum performance and minimum hassle.
- 6. Infinite Adjustment** - Heavy-duty Velcro adjustment system means seat positions can be easily refined.

AG Cooler Set

More a 'must have' than an option, this insulated cooler is designed specifically for use with Aquaglide® Kayaks. Includes zipper top, molded transport handles and two insulated beverage cozies. Cozy attaches to PRO-formance™ Seat to keep drinks close at hand. Cooler is PVC-lined and attaches to Infinite Adjust Velcro floor.

Specifications: 14"L x 12"W x 10"H (35cm L x 30cm W x 25cm H)
Weight: 2 lb 10oz (1,19kg)

AG Kayak Paddle An efficient all-purpose paddle designed for recreational paddling on inflatable boats. Two-piece, powder-coated aluminum shaft offers superior strength and lightweight. Durable injection-molded blades deliver smooth, efficient power. Convenient handgrips and drip guards. 240cm length is optimized for inflatable boats.


Specifications: 94.5"L x 6.7"W (240cm L x 17cm W)
Weight: 2 lb 10oz (1,19kg)




PRO-formance™ Seat Features



Whitewater™ Seat Features



AG Cooler Set



ADDITIONAL FEATURES



Accessory Straps - Adjustable elastic straps keep gear close at hand while underway.



Paddle Keeper - Handy paddle keepers retain the paddle so hands are free for other tasks.



Neoprene Pad - Soft pads line the gunwales for comfortable boarding and knuckle protection.



Quick-Release Fin - Stiff, durable, high-performance fin connects with convenient quick-release.



Strake - Extruded rub-strake improves tracking and helps protect hull during grounding.



Saddle Seat - Compact saddle provides third-passenger seating without being in the way.



Molded Handle - Sturdy molded handles are ideal for boarding and transport.



Cockpit Drain - Allows easy drainage of water from the boat.



Foot Rest - Adjustable foot rest improves comfort and paddling efficiency.



Splash-Guard™ - Protects the cockpit and helps keep paddlers dry.



HR Valve - High-pressure spring valve uses common Halkey-Roberts type fitting.



HB Floor - Rigid High-Pressure floor adds stiffness, stability and paddling performance equal to many hard-shell kayaks.

AG 12v Turbo Pump Extremely powerful 12v electric pump designed for quick inflation of watersports inflatables where no wall outlet is available. Uses heavy duty cable and alligator clips to connect to boat or car battery. Includes deflate option, and Kink-proof hose with attached fittings for Stem, Boston, and Halkey-Roberts type fittings. Makes quick work of inflating Aquaglide kayaks. **NOTE:** HP floor performs best when topped off with High-Pressure Push Pump.

Specifications: 33A @ 12vDC, 2.8 psi max, ~ 35 cfm
 7.5" L x 6.5" W x 6.5" H
 (19cm L x 17cm W x 17cm H)
Weight: 1 lb (0,45 kg)



AG 110v Pump Powerful 110v electric pump specifically designed for quick inflation of watersports inflatables. Convenient deflate option helps remove trapped air for tight storage. Includes Kink-proof hose with attached fittings for Stem, Boston, and Halkey-Roberts type fittings. An excellent resource for inflating Aquaglide kayaks where electric power is available. **NOTE:** HP floor performs best when topped off with High-Pressure Push Pump.

Specifications: 730W @ 120vAC, 60Hz, 2.6 psi max, ~ 40 cfm
 7.5" L x 6.5" W x 6.5" H
 (19cm L x 17cm W x 17cm H)
Weight: 1 lb (0,45 kg)



AG Bellows Pump Well-suited to the needs of watersports enthusiasts, this durable, bellows-style foot pump makes quick work of pumping small and medium sized inflatables to moderate pressure (2.6 psi max). Includes attached fittings for Stem, Boston, and Halkey-Roberts type fittings. A good option for inflating Aquaglide kayaks without high-pressure floor.

Specifications: 14"L x 12"W x 12"H
 (36cm L x 31cm W x 31cm H)
Weight: 2 lb 9oz (1,20 kg)



AG High-Pressure Push Pump An extremely efficient high-pressure push pump with pressure gauge and an assortment of fittings. Stiff, durable aluminum shaft and comfortable T-handle makes quick work of inflating most any chamber. Easily handles up to 15psi (1,00bar) and is suitable for either high or low-pressure inflation. Ideal pump for any Aquaglide kayak, especially boats with HP floor. Can be used for complete inflation, or topping off HP floor to optimal pressure.

Specifications: 10"L x 5"W x 21" H
 (25cm L x 13cm W x 53cm H)
Weight: 3 lb 5oz (1,50kg)



MULTISPORT™ 270

MULTISPORT™ 270

The Multisport™ is a totally unique way to get out on the water! Completely redesigned, this compact inflatable boat sets up in a matter of minutes and converts easily from sailboat to windsurfer, and even makes a great towable for up to two riders. Add the optional Kayak Kit and the Multisport™ 270 can be used as a stable kayak or small tender. Ideal for learning to sail or simply enjoying a warm summer day. Comfortably fits 1-3 people. Weighs about 60 lbs and includes a convenient roller storage/ transport bag that easily fits in the trunk of a car.

MULTISPORT™ 270

Brief 1-3 person inflatable sailboat. Converts to windsurfer, kayak and towable.

Specifications 102"L x 59"W x 10"H

Item 58-5212008

Box Dimensions 61.4"L x 22.4"W x 9.1"H

KAYAK KIT

Brief Converts the Multisport™ into a comfortable, stable, sit-on-top kayak.

Specifications 22"L x 20"W x 20"H

Item 58-5101000

Box Dimensions 33.5" x 23" x 13.25" 5lbs./pc 8pc. (39lbs.)



Multisport™ Features



AQUAGLIDE® SUP SERIES

Aquaglide® SUP

Aquaglide® has been making high-quality equipment for Stand-Up Paddleboarding (SUP) since 2006. The Aquaglide® SUP line features a selection of boards and paddles designed for maximum value and all-around performance for recreational paddlers. Anyone

interested in getting into SUP will find what they are looking for in this comprehensive range. Visit www.Aquaglide.net and click on SUP to find out more about these exciting products.

BOARDS

IMPULSE™ Series boards feature a fiberglass composite construction for strength, stiffness and durability. **CASCADE™** Series boards are made using heavily-reinforced, High-Pressure inflatable material for stiffness, efficiency and easy storage and transport.



Cascade™ 10'0"
Specs: 10'0" x 31" x 4"
(305cm x 79cm x 10cm)
(10cm drop stitch)
26 lbs., ~170L,
riders <180 lb (82 kg)

Cascade™ 10'6"
Specs: 10'6" x 31" x 6"
(320cm x 79cm x 15cm)
(15cm drop stitch)
32 lbs., ~210L,
riders <230 lb (105 kg)

Cascade™ 12'6" Touring
Specs: 12'6" x 31" x 6"
(381cm x 79cm x 15cm)
(15cm drop stitch)
34 lbs., ~250L,
riders <230 lb (105 kg)

Pilot 11'0"
Specs: 11'0" x 32" x 4.75"
(335cm x 81cm x 12cm)
32 lbs. (14.5 kg.) ~210 L,
riders <220 lb (91 kg.)

Impulse™ 9'6"
Specs: 9'6" x 32" x 4.75"
(290cm x 81cm x 12cm)
30 lbs. (13.6 kg.) ~170 L,
riders <170 lb (77 kg.)

Impulse™ 11'0"
Specs: 11'0" x 32" x 4.75"
(335cm x 81cm x 12cm)
32 lbs. (14.5 kg.) ~210 L,
riders <230 lb (105 kg.)

Impulse™ 12'0" Touring
Specs: 12'0" x 32" x 5.5"
(366cm x 81cm x 14cm)
35 lbs. (15.9 kg.) ~220 L,
riders <250 lb (113 kg.)

PADDLES

FOCUS PADDLE

Adjustable 56" – 70"
(142cm x 175cm)
Adjustable 69" – 85"
Blade size: 94in² (606cm²)
40 ounces (1,13kg.)

VECTOR PADDLE

Adjustable 69" – 85"
(175cm x 216cm)
Blade size: 94in² (606cm²)
32 ounces (0,91 kg.)

RHYTHM PADDLE

Adjustable 69" – 85"
(175cm x 216cm)
Blade size: 94in² (606cm²)
27 ounces (0,76kg.)

RHYTHM CARBON PADDLE

85" un-cut (216cm)
Blade size: 94in² (606cm²)
21 ounces (0,59kg.)



PADDLES

Aquaglide® has been a leader in SUP paddle technology for several years. The FOCUS™ adjustable aluminum paddle offers great durability and value. The new VECTOR™ adjustable offers amazing value and performance in a carbon shaft paddle. The extremely popular RHYTHM™ adjustable paddle provides outstanding performance and light weight that is surpassed only by the full carbon construction of the RHYTHM CARBON™ un-cut paddle.



Posi-Clip Adj.



KAYAK RANGE



COLUMBIA™

Recreational Touring



DESCHUTES™

ALL-Purpose Recreational



KLICKITAT™

Whitewater / All-purpose



CHINOOK™

Pricepoint Recreational



ROGUE™

YAKIMA™

PRODUCT	COLUMBIA™ ONE HB	COLUMBIA™ TWO HB	COLUMBIA™ TANDEM HB	DESCHUTES™ ONE HB	DESCHUTES™ TWO HB	DESCHUTES™ TANDEM HB	KLICKITAT™ ONE HB	KLICKITAT™ TWO HB	CHINOOK™ TWO	CHINOOK™ TANDEM	ROGUE™	YAKIMA™
SIZE	10'6" L x 36" W (320cm L x 91cm W)	13'5" L x 36" W (409cm L x 91cm W)	15'0" L x 36" W (457cm L x 91cm W)	8'0" L x 34" W (244cm L x 86cm W)	10'0" L x 34" W (305cm L x 86cm W)	12'0" L x 34" W (366cm L x 86cm W)	10'0" L x 36" W (305cm L x 91cm W)	12'6" L x 36" W (381cm L x 91cm W)	10'6" L x 34" W (320 cm L x 86cm W)	12'0" L x 34" W (390 cm L x 86cm W)	9'8" L x 32" W (295cm L x 81cm W)	10'7" L x 31" W (323cm L x 79cm W)
CAPACITY	300lbs (136kg)	400lbs (181kg)	600lbs (272kg)	250lbs (113kg)	400lbs (181kg)	600lbs (272kg)	300lbs (136kg)	600lbs (272kg)	400lbs (181kg)	550lbs (250kg)	400lbs (181kg)	550lbs (250kg)



© Copyright Aquaglide® 2013

Authorized Dealer

Aquaglide®, Inc.
#1 North Shore Drive, SE
White Salmon, WA 98672
U.S.A.

 **Aquaglide**

Tel 509.493.4938
Fax 509.493.4966
www.Aquaglide.net